


**School Accountability Report Card Reported for School Year 2012-2013
Published During 2013-2014**



Executive Summary School Accountability Report Card, 2012-2013

Bolinas-Stinson Elementary School

Address: 125 Olema-Bolinas Road
Bolinas, CA 94924

Phone: 415.868-1603 **Fax:** 415.868-9406

Website: bolinas-stinson.org

Superintendent: Lawrence H. Enos

Principal: Elaine Doss

Grade span: Kindergarten through Eighth Grade

This executive summary of the School Accountability Report Card (SARC) is intended to provide parents and community members with a quick snapshot of school accountability. The data presented in this report are reported for the 2012-2013 school year. For additional information about the school, parents and community members should review the entire SARC or contact the school principal or the district office.

Board reviewed: 2/14/2014

Board approved: Approved 5/13/2014

School Accountability Report Card Reported for School Year 2012-2013
Published During 2013-2014

Table of contents

About the Bolinas-Stinson Union School District..... 3
Our Mission Vision Statement.....5
Opportunities for Parental Involvement.....5
Student Enrollment.....7
Academic Progress.....8
School Facilities.....14
Safety Plan.....18
Class Size, Curriculum and Instructional Materials.....22
Teachers.....24
Support Staff.....26
School Finances.....27

About the Bolinas-Stinson Union School District

The Bolinas-Stinson Union School District is a Kindergarten through 8th grade, with enrollment of 108 students. Our two beautiful campuses were built and dedicated in 1981. Every attempt was made to build a school that was both functional, aesthetically pleasing and in keeping with the other historical structures in the area.

The Stinson Beach Campus

Located on Highway One, a short distance north of the community of Stinson Beach, this campus consists of three classrooms set back against the hillside with a view of the Bolinas Lagoon. The Stinson Beach campus houses grades Kindergarten, first and second grades. Each Classroom opens out to a courtyard, which provides a warm community feeling for the children and staff. One of the classrooms has a cheery fireplace and a window seat looking out to the lagoon. A playground sits out in the large fenced playground. The natural beauty of the location is enhanced by our children

The Bolinas Campus

Since the early part of the century, the Bolinas Campus has been located in Gospel Flats. The traditional look and feel of the school has been maintained in the buildings. A replica of an old ranch/farm house is now the school/district office. A replica of the original school building, built to earthquake standards houses the School Library and Learning Center and Technology Lab. The rest of the classrooms dot the 2.6 acre campus along with a playing field, basketball and volleyball courts and a large playground structure. Students are called to class by an old-fashioned bell in the library belfry. Children in these grades are taught to live in the modern world surrounded by reminders of the past.

Our Vision

We educate students to be inspired critical thinkers, confident of their creativity and motivated to achieve academic excellence. Essential learning, grounded in sustainable community and environmental stewardship, prepares each student to successfully pursue the opportunities of life.

Our Mission

Our mission is to engage students' native intelligence and creativity in learning processes, instilling in them self-confidence, poise, and an inquisitive, life-long love of learning. To achieve this mission we will provide:

- ❖ A broad, comprehensive curriculum, integrated across disciplines and designed to enrich the learning experience. Our curriculum includes language arts, mathematics, science, social sciences, performing and visual arts, Spanish language, physical education, health, environmental studies and technology;**
- ❖ A challenging academic program that will prepare each student to excel in high school and life experiences;**
- ❖ Exceptional teachers who effectively employ innovative, high-quality instructional strategies;**
- ❖ An educational community of small classes and trusting, collaborative relationships between staff, students and parents;**
- ❖ An educational program tailored to the needs of each individual student;**
- ❖ A beautiful and inspiring learning environment that emphasizes place: the unique features of our natural environment and local communities;**
- ❖ A school that models sustainable practices, compassion and individual responsibility.**

Opportunities for Parental Involvement (School Year 2012-2013)

School Site Council

The school site council (SSC) is a group of parents, teachers, classified staff and school principal who meet monthly in the Bolinas Campus library. Members are elected to serve two years. Officers are elected annually and vacancies are filled as needed.

One of the primary functions of the SSC is to develop the School Level Plan, which addresses educational goals and their implementation.

Meetings are generally held on the first Tuesday of each month at 3:15 p.m. in the Bolinas School Library.

All are welcome to attend. Members organize council activities and discuss topics of current interest, e.g. the emergency plan, discipline, family-life education, and various subjects relating to the school community as a whole. These meetings are a good place to start to bring concerns, expertise and good humor to share with other parents and staff. A roster of council members is available in the school office.

School Foundation

The Bolinas-Stinson Beach School Foundation (BSBSF) was formed to give charitable assistance to the Bolinas-Stinson School. The Foundation solicits tax-deductible donations from the community and participates in fundraising through a variety of programs. Active participation in fundraising endeavors ensures that exciting programs can continue. There are a variety of ways to help guarantee the continuation of support by participation in the SCRIP program, tax – deductible donations, giving time for fundraising, being an active member of the Foundation. Please contact the Foundation at: P.O. Box 43, Bolinas, CA 94924

Volunteers in the Classroom

The Board of Trustees of the Bolinas-Stinson Union School District recognizes the importance of having volunteers, especially parents/guardians of its students in the classrooms. Individuals interested in volunteering in the classroom or school should contact classroom teachers or call the school office at 868-1603. Volunteers are required to sign-in at the school office before going into the classroom.

Fiscal Oversight and Advisory Committee (FOAC)

Under the leadership of the Superintendent, the Fiscal Oversight and Advisory Committee will provide the Board, through the Superintendent, information and recommendations for the long-term financial health of the District. The Committee periodically reviews the district's budget, identifies and analyzes long-term trends, makes recommendations to the Superintendent and Board and participates in community outreach efforts. The Committee is an advisory to the Superintendent. The committee will develop recommendations for the Board in specific areas of school finance including but not limited to:

- Review of enrollment trends
- Facilities costs and expenditures
- Review of important financial trends, data and community perceptions that will aid the Board in decision making
- Providing timely and relevant information regarding renewal of the parcel taxes and/or other ballot measures
- Identifying best practices regarding adequate and appropriate reserve levels
- Funding capital improvements
- Other long-term financial health and strategies

The Green Team

The Green Team (formerly known as the Committee for a Sustainable School) will be charged with working with the administration and the board to make recommendations regarding purchases and practices that reflect the District's commitment to environmental stewardship. ON an as-needed basis, the Board of Trustees may charge the committee to research a particular product or issue and provide recommendations for Board consideration. The committee will solicit input from the school staff and community-at-large as appropriate and will incorporate current District Policy and programs (e.g. Sustainability Program) in developing recommendations.

Membership in various Committees

Periodically, the Board of Trustees appoints committees to advise them and make recommendations about the operation of the school and school programs.

Student Enrollment

Student Enrollment by Grade Level (School Year 2012-2013)

Grade Level	Number of Students
Kindergarten	14
Grade 1	9
Grade 2	14
Grade 3	10
Grade 4	14
Grade 5	15
Grade 6	13
Grade 7	7
Grade 8	12
Total Enrollment	108

Student Enrollment by Group (School Year 2012-2013)

Group	Enrollment
Number of students	108
Black or African American	0.8%
Asian	1.8%
Hispanic or Latino	13%
White	82%
Two or More Races	1.8%
Socioeconomically Disadvantaged	36%
English Learners	13%
Students with Disabilities / SpEd	17%

Academic Progress Student Performance

2013 STAR Test Results

Total Enrollment on First Day of Testing: 87

Total Number Tested: 85

An asterisk (*) appears on the Internet reports to protect student privacy when 10 or fewer students had valid test scores.

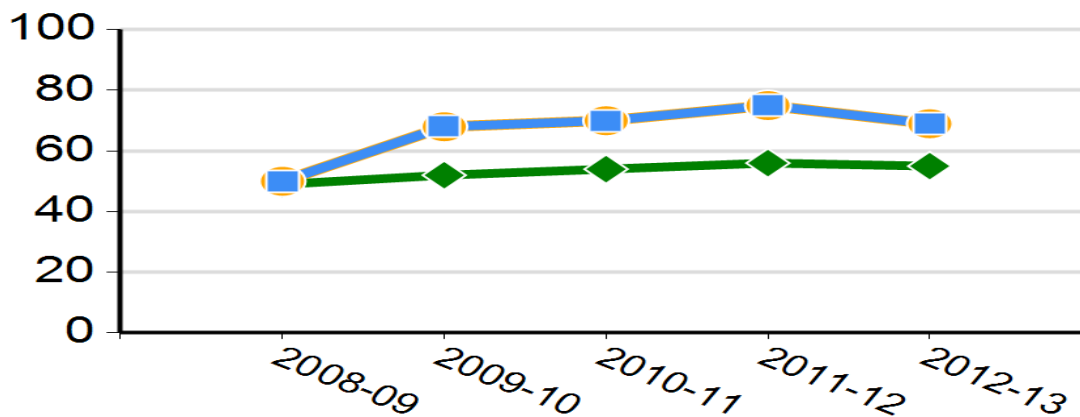
Reported Enrollment

Result Type	2	3	4	5	6	7	8
Reported Enrollment	15	10	15	15	14	7	11

CST English-Language Arts

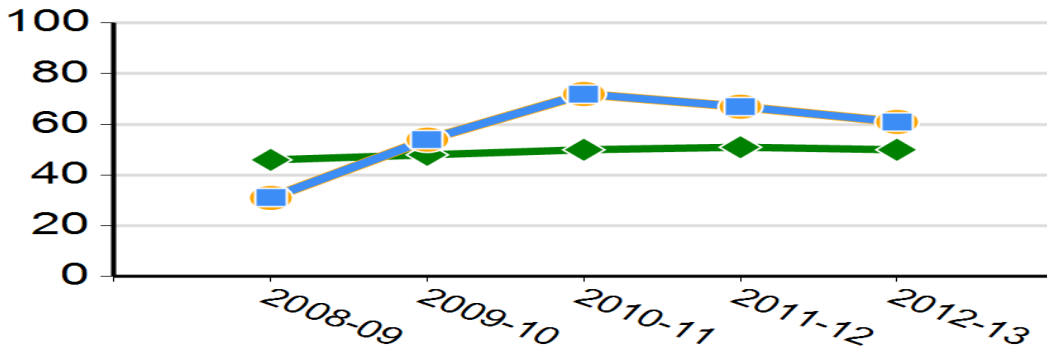
Result Type	2	3	4	5	6	7	8
Students Tested	13	9	15	14	12	6	11
% of Enrollment	86.7 %	90.0 %	100.0 %	93.3 %	85.7 %	85.7 %	100.0 %
Students with Scores	12	9	15	14	12	6	11
Mean Scale Score	335.4	*	376.0	413.9	377.7	*	411.8
% Advanced	8 %	*	40 %	79 %	33 %	*	64 %
% Proficient	42 %	*	33 %	21 %	33 %	*	0 %
% Basic	33 %	*	7 %	0 %	33 %	*	27 %
% Below Basic	8 %	*	13 %	0 %	0 %	*	0 %
% Far Below Basic	8 %	*	7 %	0 %	0 %	*	9 %

CST English-language Arts Results (percent proficient and above)



■ SCHOOL ◆ STATE

CST Mathematics Results (percent proficient and above)



■ SCHOOL ◆ STATE

CST Mathematics

Result Type	2	3	4	5	6	7
Students Tested	12	9	15	14	12	6
% of Enrollment	80.0 %	90.0 %	100.0 %	93.3 %	85.7 %	85.7 %
Students with Scores	12	9	15	14	12	6
Mean Scale Score	339.9	*	396.0	424.6	350.2	*
% Advanced	0 %	*	40 %	29 %	33 %	*
% Proficient	50 %	*	40 %	64 %	8 %	*
% Basic	25 %	*	20 %	7 %	33 %	*
% Below Basic	25 %	*	0 %	0 %	17 %	*
% Far Below Basic	0 %	*	0 %	0 %	8 %	*

CST General Mathematics

Result Type	8
Students Tested	9
% of Enrollment	81.8 %
Students with Scores	9
Mean Scale Score	*
% Advanced	*
% Proficient	*
% Basic	*
% Below Basic	*
% Far Below Basic	*

CST Algebra I

Result Type	8
Students Tested	2
% of Enrollment	18.2 %
Students with Scores	2
Mean Scale Score	*
% Advanced	*
% Proficient	*
% Basic	*
% Below Basic	*
% Far Below Basic	*

CST History - Social Science Grade 8

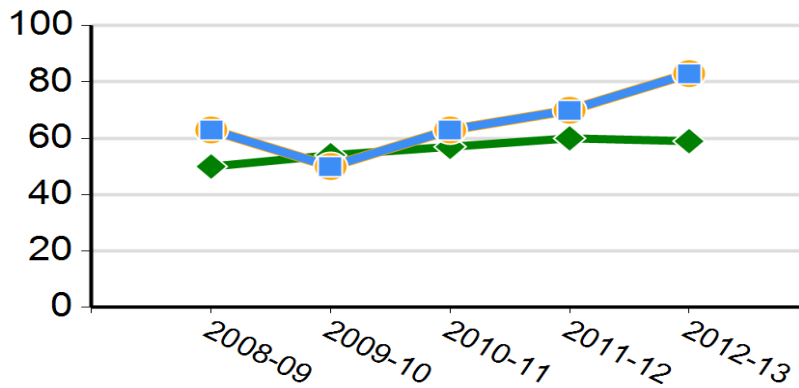
Result Type	8
Students Tested	11
% of Enrollment	100.0 %
Students with Scores	11
Mean Scale Score	413.6
% Advanced	64 %
% Proficient	18 %
% Basic	9 %
% Below Basic	0 %
% Far Below Basic	9 %

CST Science - Grade 5, Grade 8, and Grade 10 Life Science

Result Type	5	8
Students Tested	14	11
% of Enrollment	93.3 %	100.0 %
Students with Scores	14	10
Mean Scale Score	443.4	415.9
% Advanced	71 %	60 %
% Proficient	29 %	0 %
% Basic	0 %	0 %
% Below Basic	0 %	40 %
% Far Below Basic	0 %	0 %

■ SCHOOL ◆ STATE

**CST Science Results
(percent proficient and above)**



API/AYP

Academic Performance Index (API) - Additional Indicator for AYP

<u>2012 Base API</u>	<u>2013 Growth API</u>	<u>2012-13 Growth</u>	<u>Met 2013 API Criteria</u>
850	841	-9	Yes

Met 2012 - 13 Growth API Targets:

Schoolwide	Yes
All Student Groups	Yes
Both Schoolwide and Student Groups	Yes

Made AYP: No		
Met AYP Criteria:	English-Language Arts	Mathematics
Participation Rate	Yes	
Percent Proficient	No	Yes
API - Additional Indicator for AYP	Yes	No
Program Improvement (PI)		
PI Status:	In PI	

California Physical Fitness Test Results

2011-12 California Physical Fitness Report

Overall - Summary of Results

Bolinas-Stinson Union District

Additional information can be found at the California Department of Education [Physical Fitness Test Web page](#).

2012-13 California Physical Fitness Report

Overall - Summary of Results

Bolinas-Stinson Union NPS Students


Physical Fitness Area	Total Tested ¹ in Grade 5	Number Grade 5 Students in HFZ ²	% Grade 5 Students in HFZ	% Grade 5 Students in Needs Improvement	% Grade 5 Students in Needs Improvement - Health Risk	Total Tested ¹ in Grade 7	Number Grade 7 Students in HFZ ²	% Grade 7 Students in HFZ	% Grade 7 Students in Needs Improvement	% Grade 7 Students in Needs Improvement - Health Risk
Aerobic Capacity	14	14	100.0	0.0	0.0	7	**	**	**	**
Body Composition	14	11	78.6	7.1	14.3	7	**	**	**	**
Abdominal Strength	14	14	100.0	0.0	N/A	7	**	**	**	N/A
Trunk Extension Strength	14	14	100.0	0.0	N/A	7	**	**	**	N/A
Upper Body Strength	14	10	71.4	28.6	N/A	7	**	**	**	N/A
Flexibility	14	12	85.7	14.3	N/A	7	**	**	**	N/A

¹ Includes partially tested students

² HFZ is an acronym for Healthy Fitness Zone a registered trademark of The Cooper Institute


** To protect confidentiality scores are not shown when the number of students tested is 10 or less

N/A Not applicable



2012-13 California Physical Fitness Report
Overall - Meeting Healthy Fitness Zone¹ Summary of Results
 Bolinas-Stinson Union District

Number of Physical Fitness Areas Meeting the Healthy Fitness Zone	Number in Grade 5	Percent in Grade 5	Cumulative Percent in Grade 5 ³	Number in Grade 7	Percent in Grade 7	Cumulative Percent in Grade 7 ³
6 of 6 fitness standards	8	57.1	57.1	2	**	**
5 of 6 fitness standards	3	21.4	78.5	1	**	**
4 of 6 fitness standards	3	21.4	99.9	3	**	**
3 of 6 fitness standards	0	0.0	99.9	0	**	**
2 of 6 fitness standards	0	0.0	99.9	1	**	**
1 of 6 fitness standards	0	0.0	99.9	0	**	**
0 of 6 fitness standards	0	0.0	99.9	0	**	**
Total tested ²	14	100.0	N/A	7	**	N/A



School Facilities Summary of Most Recent Site Inspection

The District has ensured that this school has facilities that are safe, clean and adequate, and that any needed maintenance to ensure good repair has been completed.

The School had planned a modernization beginning Fall, 2008 that would have included solar panels and related structural upgrades with Solatube skylights, new flooring, electrical upgrades including telephone and data, ADA compliant sinks and counters, new insulated windows. Due to State funding constraints, however, modernization was postponed indefinitely.

The District did proceed with installation of solar panels and associated metering. Roofing on all of the buildings on the Bolinas Campus was replaced in 2008-2009 as part of the first steps toward modernization.

Modernization completed during the Summer break 2011 included: ADA Compliant restrooms, reduced thresholds for ADA compliancy, carpet replacement, Sola-tube installation, Heater replacements, electrical upgrades, ADA compliant sinks, cabinets and counters.

Repairs Needed

No repairs are currently needed. Any necessary repairs will be and are addressed as they occur.

Corrective Actions Taken or Planned

No corrective actions are necessary

IV. School Facilities








School Facility Conditions and Planned Improvements (School Year 2012-2013)

This section provides information about the condition of the school's grounds, buildings, and restrooms, and a description of any planned or recently completed facility improvements.

See above

School Facility Conditions and Planned Improvements (School Year 2012-2013)

School Facility Good Repair Status (School Year 2012-2013)

System Inspected	Repair Status			Repair Needed and Action Taken or Planned
	Good	Fair	Poor	
Systems: Gas Leaks, Mechanical/HVAC, Sewer				
Interior: Interior Surfaces				New counters & sinks were installed in all classrooms in 2011
Cleanliness: Overall Cleanliness, Pest/Vermin Infestation				
Electrical: Electrical				
Restrooms/Fountains: Restrooms, Sinks/Fountains				Restrooms were totally renovated in 2011
Safety: Fire Safety, Hazardous Materials				
Structural: Structural Damage, Roofs				
External: Playground/School Grounds, Windows/ Doors/Gates/Fences				
Overall rating				

Bolinas-Stinson Union School District

Marin

SCHOOL SITE

Bolinas Campus

SCHOOL TYPE (GRADE LEVELS)

grades 3 to 8

NUMBER OF CLASSROOMS ON SITE

11 including specialists

INSPECTOR'S NAME

Mark Dolen

INSPECTOR'S TITLE

Maintenance II

NAME OF DISTRICT REPRESENTATIVE ACCOMPANYING THE INSPECTOR(S) (IF APPLICABLE)

TIME OF INSPECTION

12/4/2012, 10:00 a.m..

WEATHER CONDITION AT TIME OF INSPECTION

overcast

PART III: CATEGORY TOTALS AND RANKING (round all calculations to two decimal places)

TOTAL NUMBER OF AREAS EVALUATED	CATEGORY TOTALS	A. SYSTEMS			B. INTERIOR	C. CLEANLINESS		D. ELECTRICAL	E. RESTROOMS/FOUNTAINS			F. SAFETY		G. STRUCTURAL		H. EXTERNAL	
		GAS LEAKS	MECH/HVAC	SEWER	INTERIOR SURFACES	OVERALL CLEANLINESS	PEST/VERMIN INFESTATION	ELECTRICAL	RESTROOMS	SINKS/ FOUNTAINS	FIRE SAFETY	HAZARDOUS MATERIALS	STRUCTURAL DAMAGE	ROOFS	PLAYGROUND/ SCHOOL GROUNDS	WINDOWS/DOORS/ GATES/FENCES	
9	Number of "I"s:	2	1	3	6	7	5	7	3	6	7	2	5	6	2	7	
	Number of "D"s:	0	0	0	1	0	2	0	0	0	0	0	1	1	0	0	
	Number of "X"s:	0	0	0	0	0	0	0	0	0	0	0	0	0	0	0	
	Number of N/As:	7	8	6	2	2	2	2	6	3	2	7	3	2	7	2	
Percent of System in Good Repair Number of "I"s divided by (Total Areas - "NA"s)*		100.00%	100.00%	100.00%	85.71%	100.00%	71.43%	100.00%	100.00%	100.00%	100.00%	100.00%	83.33%	85.71%	100.00%	100.00%	
Total Percent per Category (average of above)*		100.00%			85.71%	85.72%		100.00%	100.00%			100.00%		84.52%		100.00%	
Rank (Circle one) GOOD = 90%-100% FAIR = 75%-89.99% POOR = 0%-74.99%		GOOD			FAIR	FAIR		GOOD	GOOD			GOOD		FAIR		GOOD	

*Note: An extreme deficiency in any area automatically results in a "poor" ranking for that category and a zero for "Total Percent per Category".

OVERALL RATING:

DETERMINE AVERAGE PERCENTAGE OF 8 CATEGORIES ABOVE

94.49%

SCHOOL RATING**

GOOD

**For School Rating, apply the Percentage Range below to the average percentage determined above, taking into account the rating Description below.

PERCENTAGE	DESCRIPTION	RATING
99%-100%	The school meets most or all standards of good repair. Deficiencies noted, if any, are not significant and/or impact a very small area of the school.	EXEMPLARY
90%-98.99%	The school is maintained in good repair with a number of non-critical deficiencies noted. These deficiencies are isolated, and/or resulting from minor wear and tear, and/or in the process of being mitigated.	GOOD
75.%-89.99%	The school is not in good repair. Some deficiencies noted are critical and/or widespread. Repairs and/or additional maintenance are necessary in several areas of the school site.	FAIR
0%-74.99%	The school facilities are in poor condition. Deficiencies of various degrees have been noted throughout the site. Major repairs and maintenance are necessary throughout the campus.	POOR

SCHOOL SITE Stinson Beach Campus		K to Grade 2	4
INSPECTOR'S NAME Mark Dolen	INSPECTOR'S TITLE Maintenance II	NAME OF DISTRICT REPRESENTATIVE ACCOMPANYING THE INSPECTOR(S) (IF APPLICABLE)	
TIME OF INSPECTION 12/5/2012 at 2:30 P.M.	WEATHER CONDITION AT TIME OF INSPECTION Overcast		

PART III: CATEGORY TOTALS AND RANKING (round all calculations to two decimal places)

CATEGORY TOTALS	A. SYSTEMS			B. INTERIOR	C. CLEANLINESS		D. ELECTRICAL	E. RESTROOMS/FOUNTAINS		F. SAFETY		G. STRUCTURAL		H. EXTERNAL	
	GAS LEAKS	MECH/HVAC	SEWER	INTERIOR SURFACES	OVERALL CLEANLINESS	PEST/VERMIN INFESTATION	ELECTRICAL	RESTROOMS	SINKS/ FOUNTAINS	FIRE SAFETY	HAZARDOUS MATERIALS	STRUCTURAL DAMAGE	ROOFS	PLAYGROUND/ SCHOOL GROUNDS	WINDOWS/DOORS/ GATES/FENCES
Number of "I"s:	0	5	5	5	5	4	5	5	5	5	5	5	5	5	5
Number of "D"s:	0	0	0	0	0	1	0	0	0	0	0	0	0	0	0
Number of "X"s:	0	0	0	0	0	0	0	0	0	0	0	0	0	0	0
Number of N/As:	5	0	0	0	0	0	0	0	0	0	0	0	0	0	0
Percent of System in Good Repair Number of "I"s divided by (Total Areas - "NA"s)*		100.00%	100.00%	100.00%	100.00%	80.00%	100.00%	100.00%	100.00%	100.00%	100.00%	100.00%	100.00%	100.00%	100.00%
Total Percent per Category (average of above)*	100.00%			100.00%	90.00%		100.00%	100.00%		100.00%		100.00%		100.00%	
Rank (Circle one) GOOD = 90%-100% FAIR = 75%-89.99% POOR = 0%-74.99%	GOOD			GOOD	GOOD		GOOD	GOOD		GOOD		GOOD		GOOD	

*Note: An extreme deficiency in any area automatically results in a "poor" ranking for that category and a zero for "Total Percent per Category".

OVERALL RATING:

DETERMINE AVERAGE PERCENTAGE OF 8 CATEGORIES ABOVE

98.75%

SCHOOL RATING**

GOOD

**For School Rating, apply the Percentage Range below to the average percentage determined above, taking into account the rating Description below.

PERCENTAGE	DESCRIPTION	RATING
99%-100%	The school meets most or all standards of good repair. Deficiencies noted, if any, are not significant and/or impact a very small area of the school.	EXEMPLARY
90%-98.99%	The school is maintained in good repair with a number of non-critical deficiencies noted. These deficiencies are isolated, and/or resulting from minor wear and tear, and/or in the process of being mitigated.	GOOD
75%-89.99%	The school is not in good repair. Some deficiencies noted are critical and/or widespread. Repairs and/or additional maintenance are necessary in several areas of the school site.	FAIR
0%-74.99%	The school facilities are in poor condition. Deficiencies of various degrees have been noted throughout the site. Major repairs and maintenance are necessary throughout the campus.	POOR

School Safety Plan (School Year 2012-2013)

This section provides information about the school's comprehensive safety plan.

DISASTER PLAN

I. PURPOSE

This plan is designed to provide a framework for the responses to be taken by school staff for protecting students, staff, and school facilities from a wide range of emergency and disaster situations which may occur. Such situations include, but are not limited to, fire, earthquake, flood, bomb threat, and hazardous material spills. In the event of a widespread disaster such as an earthquake, it is recognized that available government resources will be overtaxed and may be unable to respond to all requests for assistance. Therefore, this plan assumes that the school must be self-sufficient for a time and may be asked to provide shelter to the immediate community by Fire District, Red Cross or community representatives.

II. AUTHORITIES AND REFERENCES

California Education Code, Chapter 2, Part 21, Article 10.5

Stinson Beach Emergency Plan

Bolinas Emergency Plan

Bolinas-Stinson Union School district Policy

American Red Cross - Marin Chapter, "Disaster Preparedness Planning for School"

FEMA, "Guidebook for Developing a School Earthquake Safety Program"

III. PRE-DISASTER PROCEDURES

- A. Hazard Assessment Each school year, prior to the arrival of the teaching staff, the principal and custodian will undertake a physical survey of all school facilities and grounds for the purpose of identifying and correcting potential hazards.
- B. Floor Plan A floor plan of the school buildings and grounds, which indicates the location of all exits, utility and shut-off, fire extinguishers, and emergency equipment and supplies will be maintained and up-dated as necessary. (Appendix B)
- C. Plan Review This plan will be reviewed and revised as necessary on an annual basis by a committee consisting of the principal and custodian.
- D. Drills In accordance with State law, fires drills will be conducted on a monthly basis. An earthquake "drop and cover" drill will be held once each quarter. All students and staff are required to participate in these mandated drills.
- E. Plan Orientation All school staff will be oriented to this plan at the beginning of each school year. A survey of special staff skills will be maintained and

updated annually as part of the Plan orientation process. (Appendix C)

- F. **Message to Parents** At the beginning of each school year, the principal will communicate to parents the pertinent components of this plan in writing. All parents will be asked to sign an emergency medical release form for their child (ren) and to designate other persons who are authorized to pick up their child (ren) in the event of a disaster.
- G. **Bus Driver Procedures** The Bolinas-Stinson Union School District has adopted disaster procedures for bus drivers which are posted in all District buses. These procedures are reviewed on a regular basis and drivers receive orientation to them annually.
- H. **Supplies and Equipment**
 - 1. A portable supply of first aid and other supplies which may be needed during the first few hours following a disaster are maintained in the school office. (Appendix D)
 - 2. Tools for shutting off utilities are maintained inside the door of the maintenance shed.
 - 3. **Resource Agreements - Arrangements for the following services will be renewed by the principal on an annual basis:**
 - a. Stinson Beach Community Center to provide temporary shelter for students and staff if the Stinson site must be evacuated.
 - b. Bolinas Community Center to provide temporary shelter for students and staff if the Bolinas site must be evacuated.
 - c. The Fire Department and the Disaster Council Medical Division provide skilled medical assistance when requested, to the extent that circumstances permit.
 - d. The Fire Department will coordinate provisions of supplemental food and water for students and staff, to the extent that circumstances permit.
 - 4. **Posting of Procedures - Evacuation routes and the Basic Emergency Action Plan established by Marin County are posted in each classroom and in the school office.**

IV. EMERGENCY POLICIES AND PROCEDURES

- A. **Authority to Implement Plan** This plan will be implemented by the principal or her/his designee when conditions exist which warrant its execution.

Disaster Plan (continued)

- B. **Structure and Organization** Emergency and disaster functions have been identified and pre-assigned by the principal, including two-deep backup. (Appendix E) Checklists have been developed which enumerate priority

actions to be taken for each disaster assignment. (Appendix F) These checklists are maintained in the mobile disaster file.

- c. **Alert and Warning** Alert and warning systems include the following:
Flood/tsunami warnings will come from the Fire Department by siren, phone call, and/or fax.

Fire warning - Automatic smoke and heat detectors will activate the school fire alarm, providing intermittent blasts for 3-5 minutes.

Evacuation - Depending upon the situation and the amount of warning provided, the school fire alarm will be activated, or an announcement will be made over the bullhorn, or runners will be used.

Communications Telephones will only be used to report emergency conditions or to request emergency assistance. If phone service is interrupted, a two-way radio or runners will be utilized to communicate between the district office and either the Bolinas Fire Department (100 Mesa Road) or the Stinson Beach Fire Department (State Route #1) as necessary. A bull horn and/or runners will be used within the school buildings and on school grounds. A transistor radio will be used to receive information of local conditions.

Evacuation Evacuation of the school buildings will be ordered by the principal. Teachers will insure that all students have left the classroom; will direct student evacuation via designated routes; and will take their roll book. Students and staff will assemble by class near the basketball blacktop and roll will be taken. Further instructions will be issued by the principal. In the event that the school site is ordered evacuated by the principal in coordination with public safety officials, students and staff will proceed on foot as follows:

From Stinson site, go to Stinson Community Center

From Bolinas site, go to Bolinas Community Center

A notice indicating where students and staff have gone will be posted on the school office door. It is assumed that, due to limited access routes caused by damaged roads, school buses or automobiles of staff or parents will not be available to transport students or to transfer them to an alternate shelter site following most disasters. In the event that the Stinson Beach and Bolinas community Centers cannot be used for shelter, the following procedure will be used: Previously designated alternative shelters will be used at the Fire Chief's discretion.

- f. **Disaster File** A mobile disaster file will be maintained in the school office and will be removed by the secretary whenever the school building is evacuated. (Appendix D)

- G. **Student Release and School Closure** Release of students may be advised by public safety staff or person authorized by the principal whenever a condition exists warranting such action, i.e., earthquake, flood, severe winter storm, etc. Students must be picked up and signed out by a parent or an authorized representative of the parent. Students who are not picked up or who are unable to proceed home will be kept at the school or at the school-designated alternative shelter. When the decision has been made to release students, local Fire Departments will be notified by phone or other available means. They will, in turn, notify the County Emergency Communication Center. School closure and re-opening will also be reported to radio stations: KCBS (740 AM) (415) 765-4074, KGO (810 AM) (415) 362-4809, and/or KSRO (1350 AM) (707)545-1000. Parents will be advised of release criteria and procedures, in writing, at the beginning of each school year.
- H. **Teacher Buddy System** Teachers in adjacent classrooms have been pre-assigned responsibility for each other. If one of the teachers must remain with injured student or must assume other disaster responsibilities, the other teacher will evacuate and supervise both classes of students.
- I. **Status Reports** As soon as possible following a disaster, the principal will submit a status report to the Bolinas and Stinson Beach Fire Chiefs. Updated reports will be issued as the situation warrants. (Forms D)
- J. **Shelter** The School is prepared to shelter students and staff for a limited period of time following a disaster. If long-term shelter arrangements are required, the Red Cross will be notified and will provide additional shelter, staff and supplies.

Average Class Size and Class Size Distribution (Elementary)

Grade Level	Class Size	2012-2013		
		Number of Classrooms		
		1-20	21-32	33+
K	14	1		
1	9*			
2	14 *			
3	10	1		
4	14	1		
5	15	1		
6	13 **			
7	7 **			
8	12 **			
1-2	23		1	
6, 7 & 8	16	2		

* Grades 1 & 2 are combined into one classroom

** Grades 6, 7, & 8 are combined into two classrooms



School	Pupil Teacher Ratio	Avg. Class Size
Bolinas-Stinson Elementary	10.6	11.9
County Total:	18.9	23.2
State Total:	22.47	25

Suspensions and

Expulsions This table displays the rate of suspensions and expulsions (the total number of incidents divided by the total enrollment) at the school and district levels for the most recent three-year period.


Rate	School / District		
	2010-11	2011-2012	2012-2013
Suspensions	0	0	0
Expulsions	0	0	0

Curriculum and Instructional Materials

Core Curriculum Area	Quality, Currency, and Availability of Textbooks and Instructional Materials	Percent of Pupils Who Lack Their Own Assigned Textbooks and Instructional Materials
Reading/Language Arts	good	No students lacked textbooks and/or instructional materials
Mathematics	good	
Science	good	
History-Social Science	good	
Foreign Language	good	
Health	good	
Visual and Performing Arts	good	

Technology

School	<u># of Computers Less Than 48 Months Old</u>	<u># of Students per Computer Less Than 48 Months Old</u>	<u># of Classrooms with High-speed Access to the Internet</u>
<u>Bolinas-Stinson Elementary</u>	59	1.9	13
<u>County Total:</u>	7,549	4.2	1,719
<u>State Total:</u>	1,080,270	5.8	307,332



Teachers

Teacher Credentials

This table displays the number of teachers assigned to the school with a full credential, without a full credential, and those teaching outside of their subject area of competence. Detailed information about teacher qualifications can be found on the CDE [DataQuest Web page](#).

Teachers	School			
	2009-10	2010-11	2011-12	2012-2013
With Full Credential	12	12	12	12
Without Full Credential	0	0	0	12
Teaching Outside Subject Area of Competence	None	None	None	None
Misassignments of Teachers of English Learners	None	None	None	None
Total Teacher Mis-Assignments	None	None	None	None
Vacant Teacher Positions	None	None	None	None

Teacher Misassignments and Vacant Teacher Positions

This table displays the number of teacher misassignments (teachers assigned without proper legal authorization) and the number of vacant teacher positions (not filled by a single designated teacher assigned to teach the entire course at the beginning of the school year or semester). Note: Total Teacher Misassignments includes the number of Misassignments of Teachers of English Learners.



Core Academic Classes Taught by No Child Left Behind Compliant Teachers (School Year 2012-2013)

This table displays the percent of classes in core academic subjects taught by No Child Left Behind (NCLB) compliant and non-NCLB compliant teachers in the school, in all schools in the district, in high-poverty schools in the district, and in low-poverty schools in the district. High poverty schools are defined as those schools with student participation of approximately 75 percent or more in the free and reduced price meals program. Low poverty schools are those with student participation of approximately 25 percent or less in the free and reduced price meals program. More information on teacher qualifications required under NCLB can be found on the CDE [Improving Teacher and Principal Quality](#) Web page.

Location of Classes	Percent of Classes In Core Academic Subjects	
	Taught by NCLB Compliant Teachers	Taught by Non-NCLB Compliant Teachers
This School	100.0	0.0
All Schools in District	100.0	0.0

Support Staff

Academic Counselors and Other Support Staff (School Year 2012-2013)

This table displays, in units of full-time equivalents (FTE), the number of academic counselors and other support staff who are assigned to the school and the average number of students per academic counselor. One FTE equals one staff member working full time; one FTE could also represent two staff members who each work 50 percent of full time.

Title	Days / hours associated
Librarian	24 hrs per month
Psychologist	35 days per school year
Counselor	24 hrs per month
Nurse	8 days per school year
Speech/Language/Hearing Specialist	40 days per school year
Resource Specialist (non-teaching)	191 days per school year
Occupational Therapist	8 hours per month

Professional Development

This section provides information on the annual number of school days dedicated to staff development for the most recent three-year period.

There are three days throughout the year devoted to Staff Development.

School Finances

Expenditures per Pupil and School Site Teacher Salaries 2012-2013

Level	Total Expenditures Per Pupil	Expenditures Per Pupil (Supplemental / Restricted)	Expenditures Per Pupil (Basic / Unrestricted)	Average Teacher Salary
School Site	\$ 29,411.	\$ 5,839.	\$ 23,572.	\$ 71,258.

Types of Services Funded (Fiscal Year 2012-2013)

Programs and services supplied by categorical or other sources include Transportation, Summer School, Title I, Breakfast and Lunch Program, Counseling and Homework Club.

Teacher and Administrative Salaries

This table displays district salaries for teachers, principals, and superintendents, and compares these figures to the state averages for districts of the same type and size. The table also displays teacher and administrative salaries as a percent of a district's budget, and compares these figures to the state averages for districts of the same type and size based on the salary schedule. Detailed information regarding salaries may be found on the CDE [Certificated Salaries & Benefits](#) Web page.

Category	District Amount	State Average For Districts In Same Category
Beginning Teacher Salary	\$ 48,698.	\$ 41,037.
Mid-Range Teacher Salary	\$ 78,618.	\$ 64,899.
Highest Teacher Salary	\$ 95,403.	\$ 88,760.
Average Principal Salary (Elementary)	\$ 109,690.	\$ 91,849.
Average Principal Salary (Middle)		\$ 94,015.
Average Principal Salary (High)		\$ 97,594.
Superintendent Salary	\$ 161,630.	\$ 110,994.
Percent of Budget for Teacher Salaries	26.90 %	37.20 %
Percent of Budget for Administrative Salaries	8.65 %	6.60 %

* The Superintendent's salary is split between two Districts (Bolas-Stinson Union School District and Lagunitas School District)

A two year settlement was made for 2011-2013