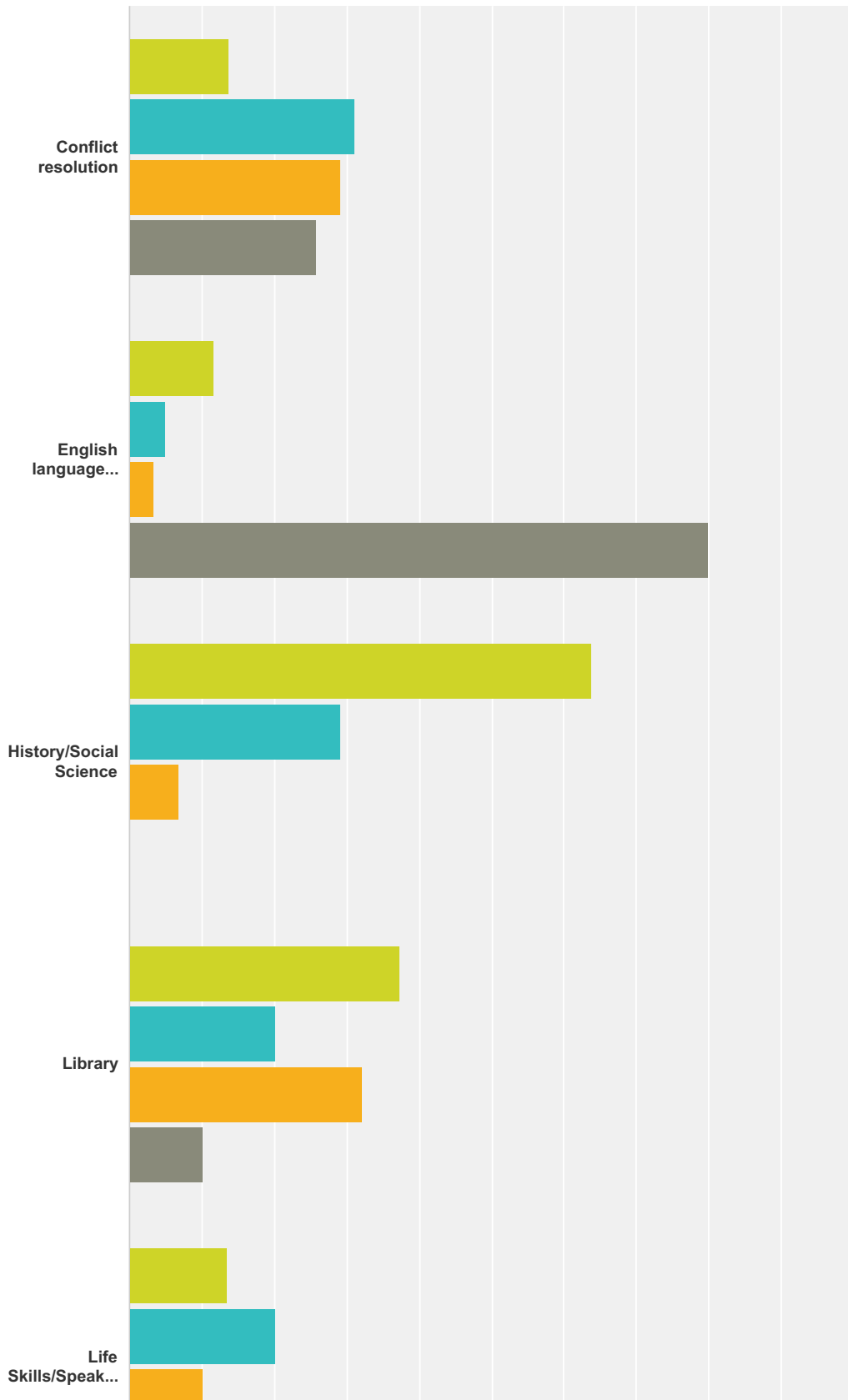
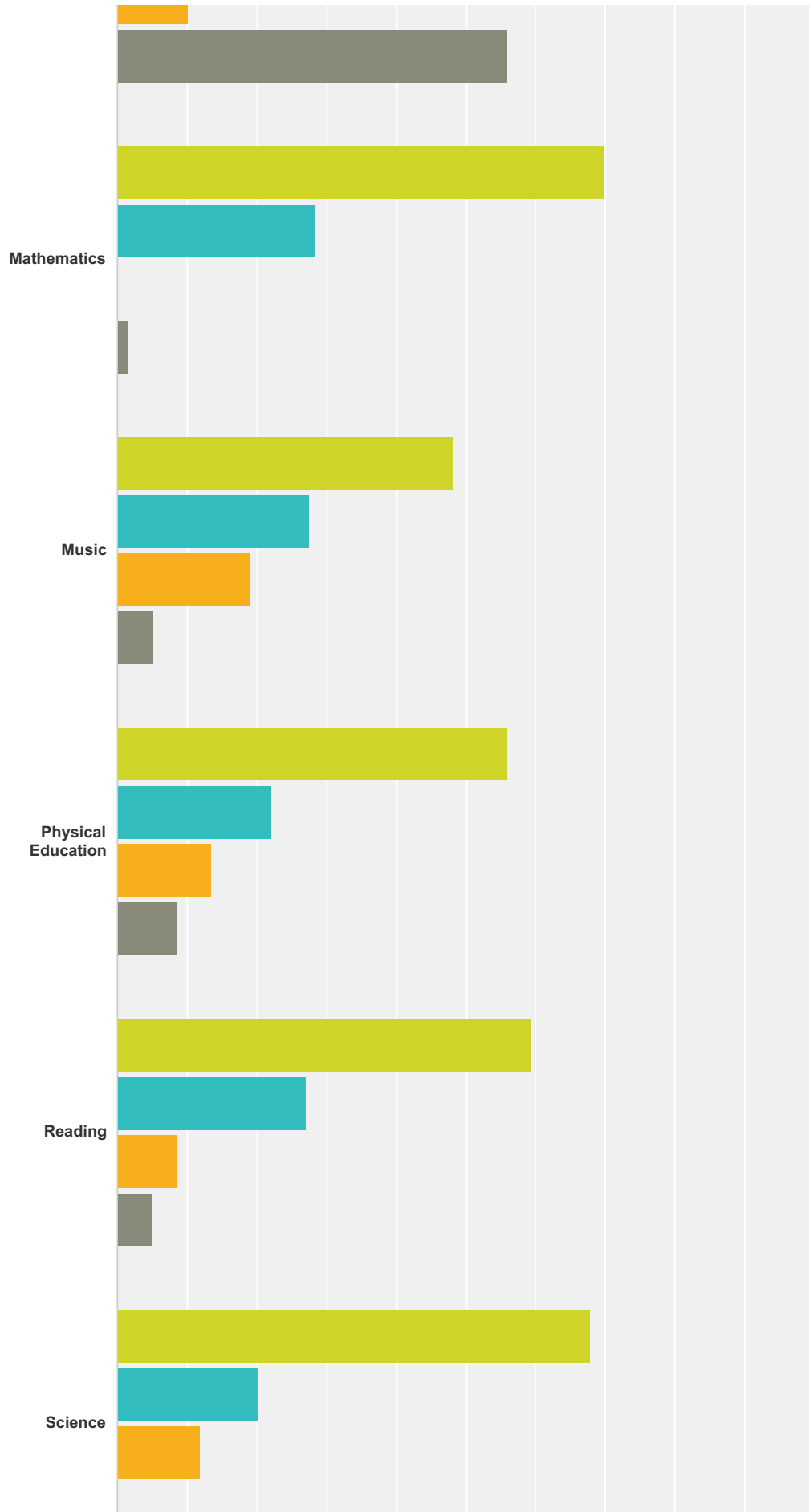


**Q1 Do you feel your needs are being met in the following areas? (listed alphabetically)**

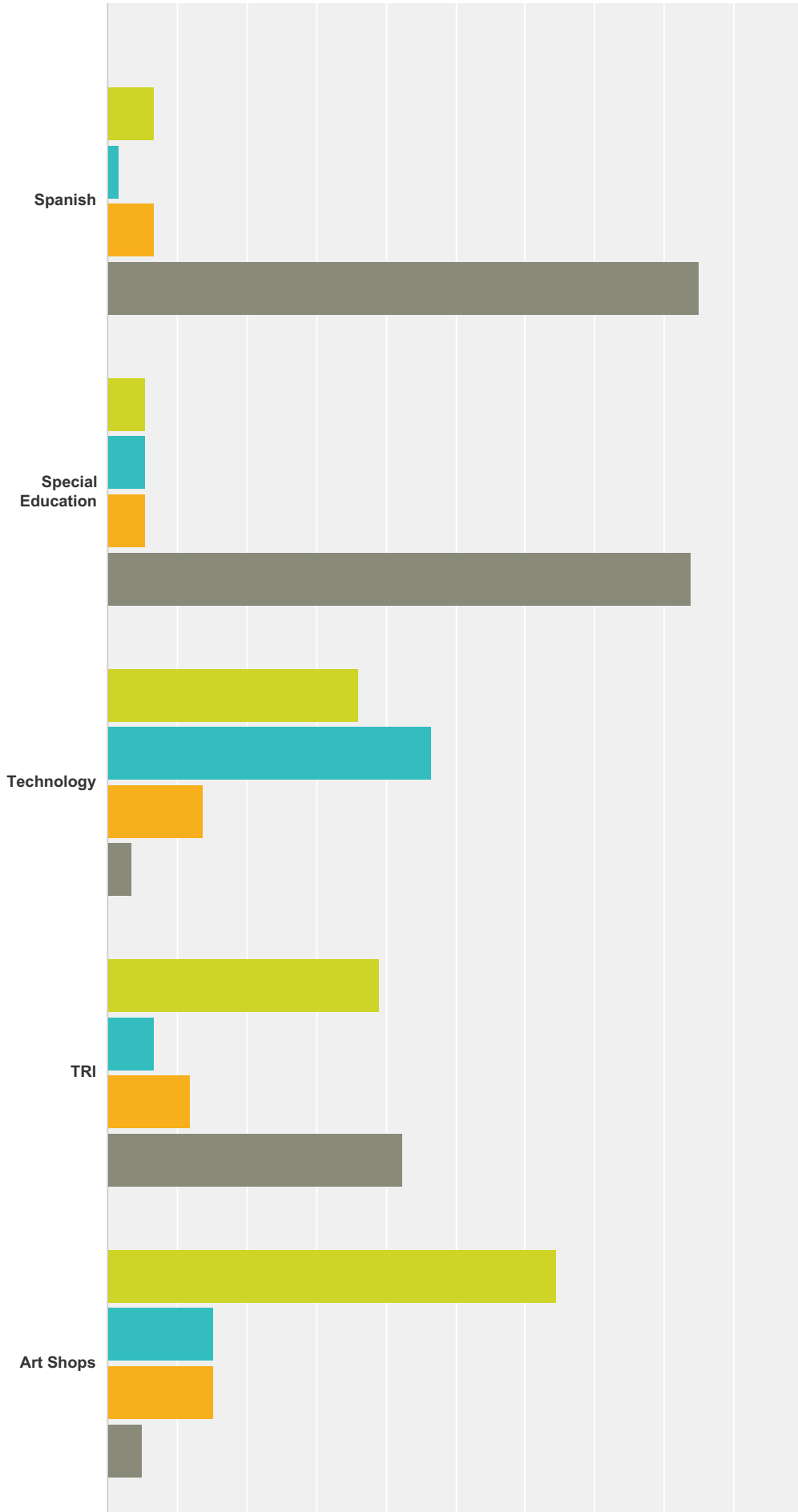
Answered: 61 Skipped: 0



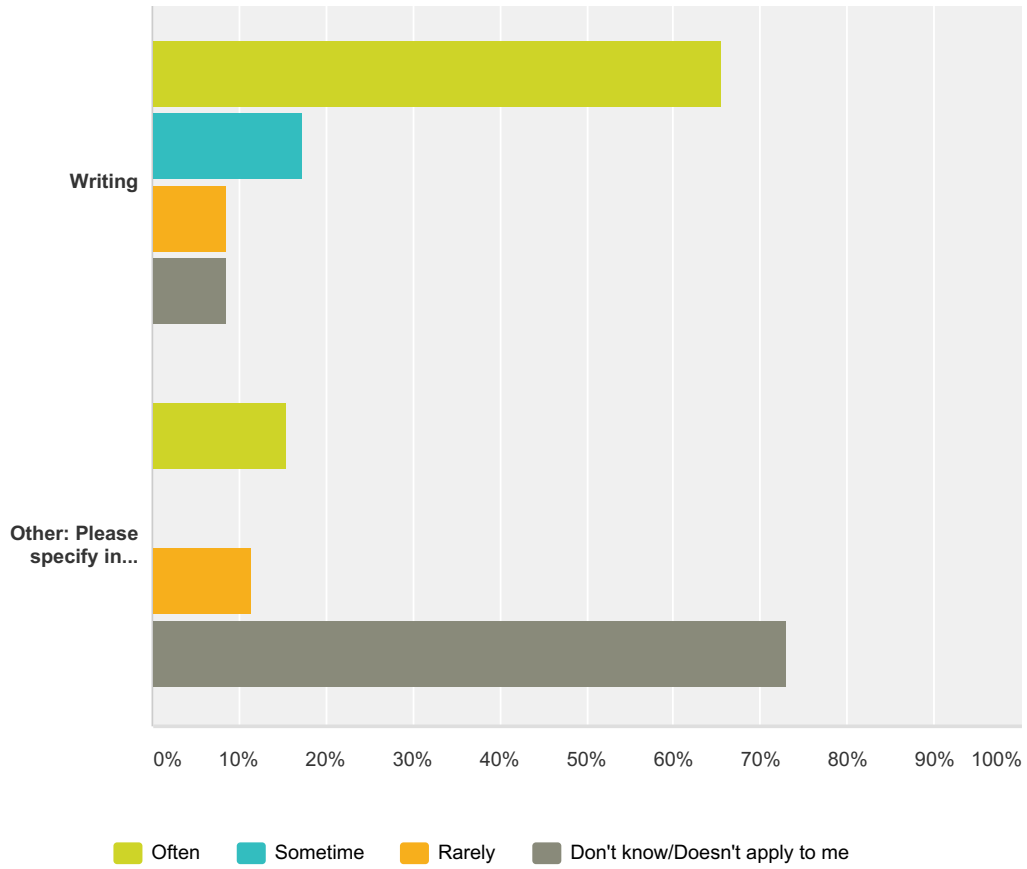
School site survey current students



School site survey current students



### School site survey current students



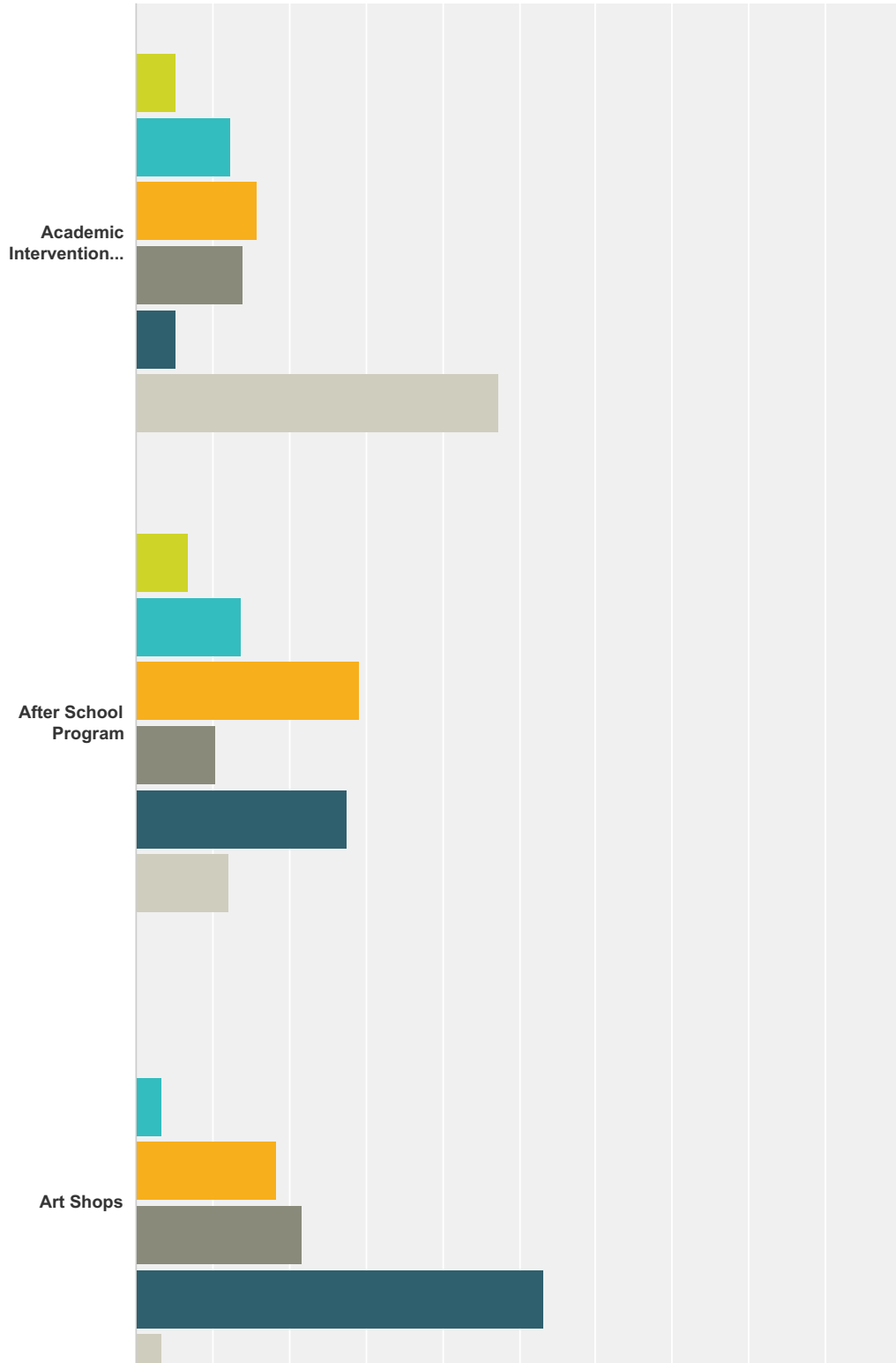
	Often	Sometime	Rarely	Don't know/Doesn't apply to me	Total
Conflict resolution	13.79% 8	31.03% 18	29.31% 17	25.86% 15	58
English language learner program	11.67% 7	5.00% 3	3.33% 2	80.00% 48	60
History/Social Science	63.79% 37	29.31% 17	6.90% 4	0.00% 0	58
Library	37.29% 22	20.34% 12	32.20% 19	10.17% 6	59
Life Skills/Speaker Series (middle school)	13.56% 8	20.34% 12	10.17% 6	55.93% 33	59
Mathematics	70.00% 42	28.33% 17	0.00% 0	1.67% 1	60
Music	48.28% 28	27.59% 16	18.97% 11	5.17% 3	58
Physical Education	55.93% 33	22.03% 13	13.56% 8	8.47% 5	59
Reading	59.32% 35	27.12% 16	8.47% 5	5.08% 3	59
Science	67.80% 40	20.34% 12	11.86% 7	0.00% 0	59
Spanish	6.67% 4	1.67% 1	6.67% 4	85.00% 51	60

### School site survey current students

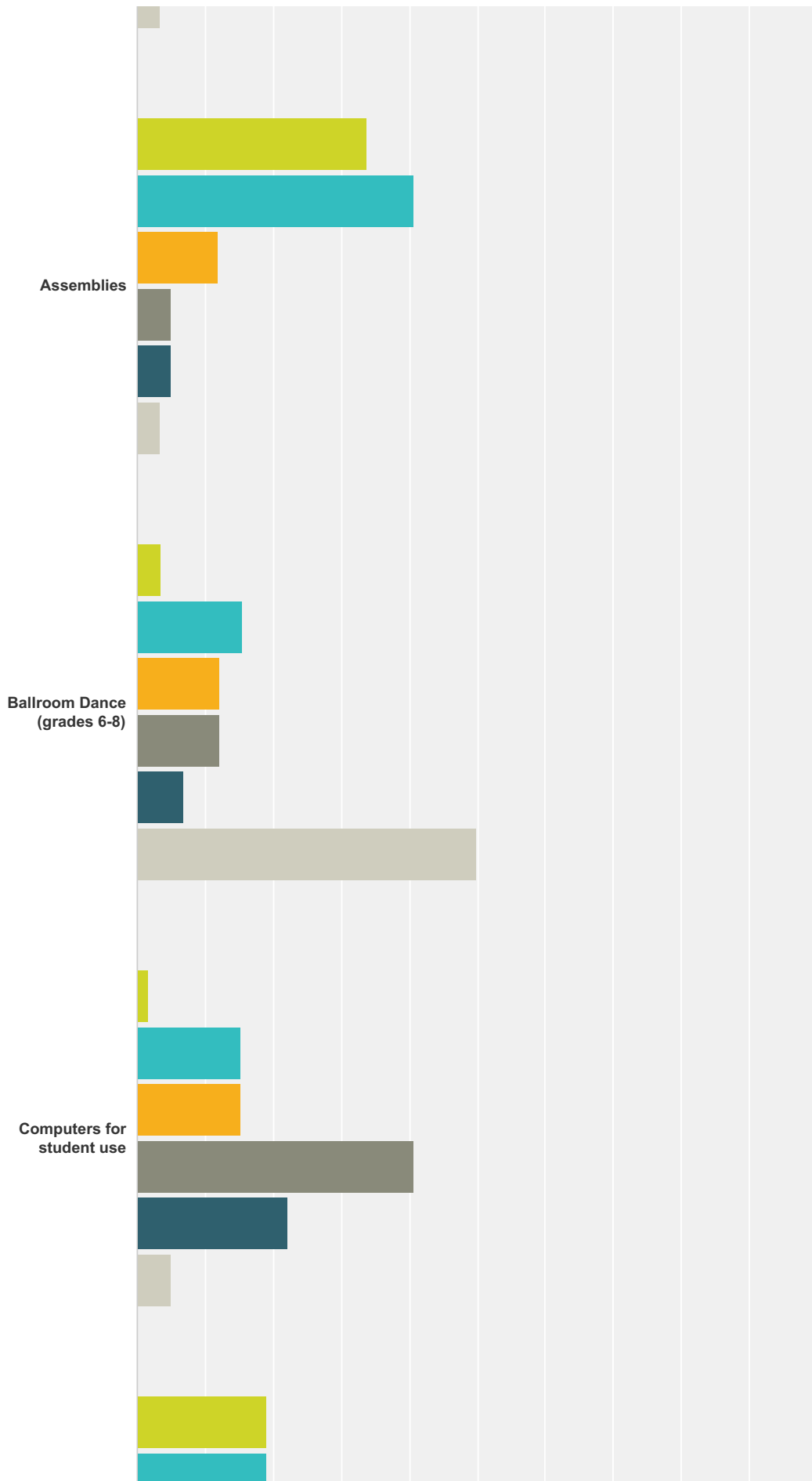
Special Education	<b>5.36%</b> 3	<b>5.36%</b> 3	<b>5.36%</b> 3	<b>83.93%</b> 47	56
Technology	<b>36.21%</b> 21	<b>46.55%</b> 27	<b>13.79%</b> 8	<b>3.45%</b> 2	58
TRI	<b>38.98%</b> 23	<b>6.78%</b> 4	<b>11.86%</b> 7	<b>42.37%</b> 25	59
Art Shops	<b>64.41%</b> 38	<b>15.25%</b> 9	<b>15.25%</b> 9	<b>5.08%</b> 3	59
Writing	<b>65.52%</b> 38	<b>17.24%</b> 10	<b>8.62%</b> 5	<b>8.62%</b> 5	58
Other: Please specify in comment below	<b>15.38%</b> 4	<b>0.00%</b> 0	<b>11.54%</b> 3	<b>73.08%</b> 19	26

**Q2 The following programs and services are currently offered to students in the Bolinas-Stinson Union School District. Please rate the importance of these items for your education. (listed alphabetically)**

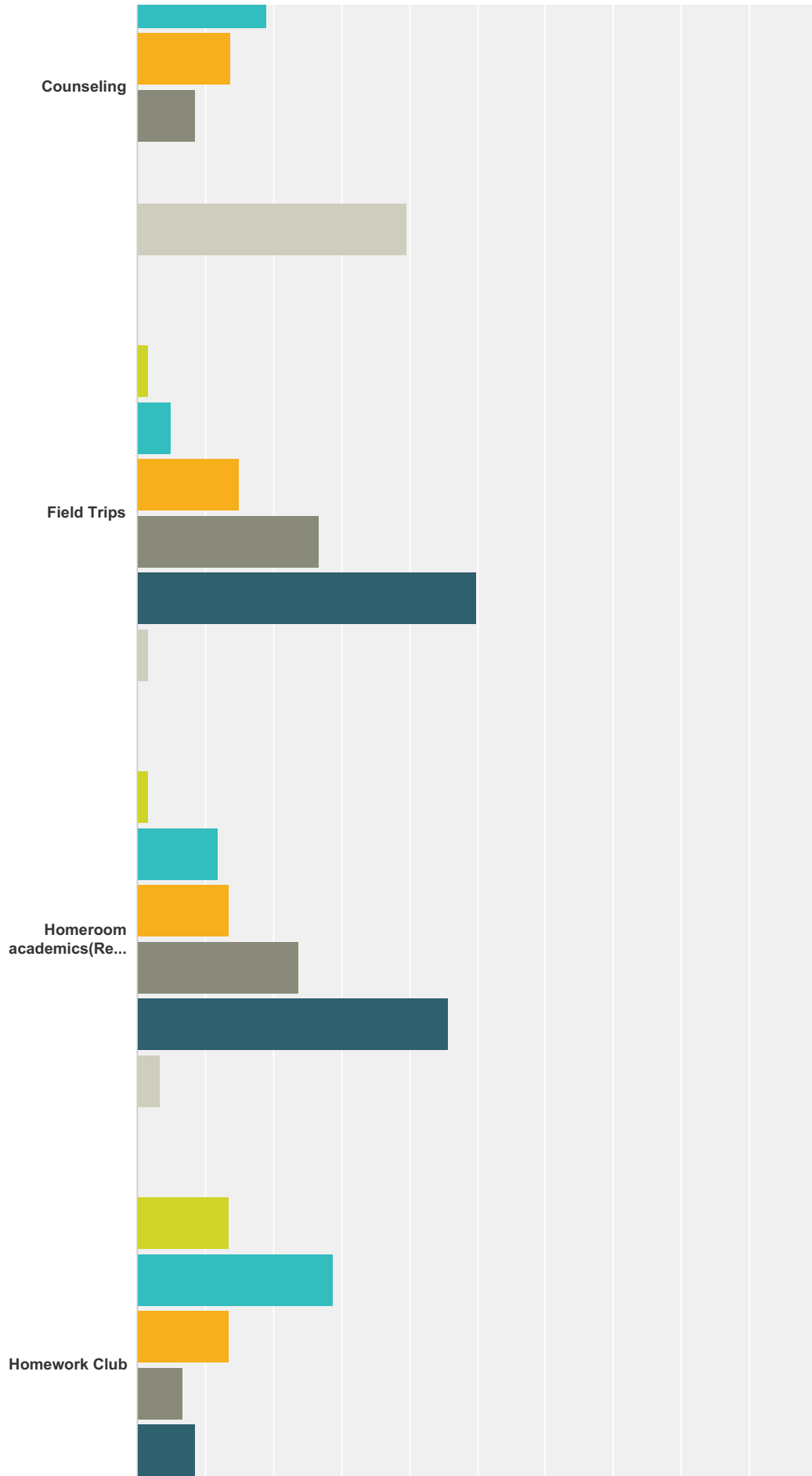
Answered: 60 Skipped: 1



# School site survey current students

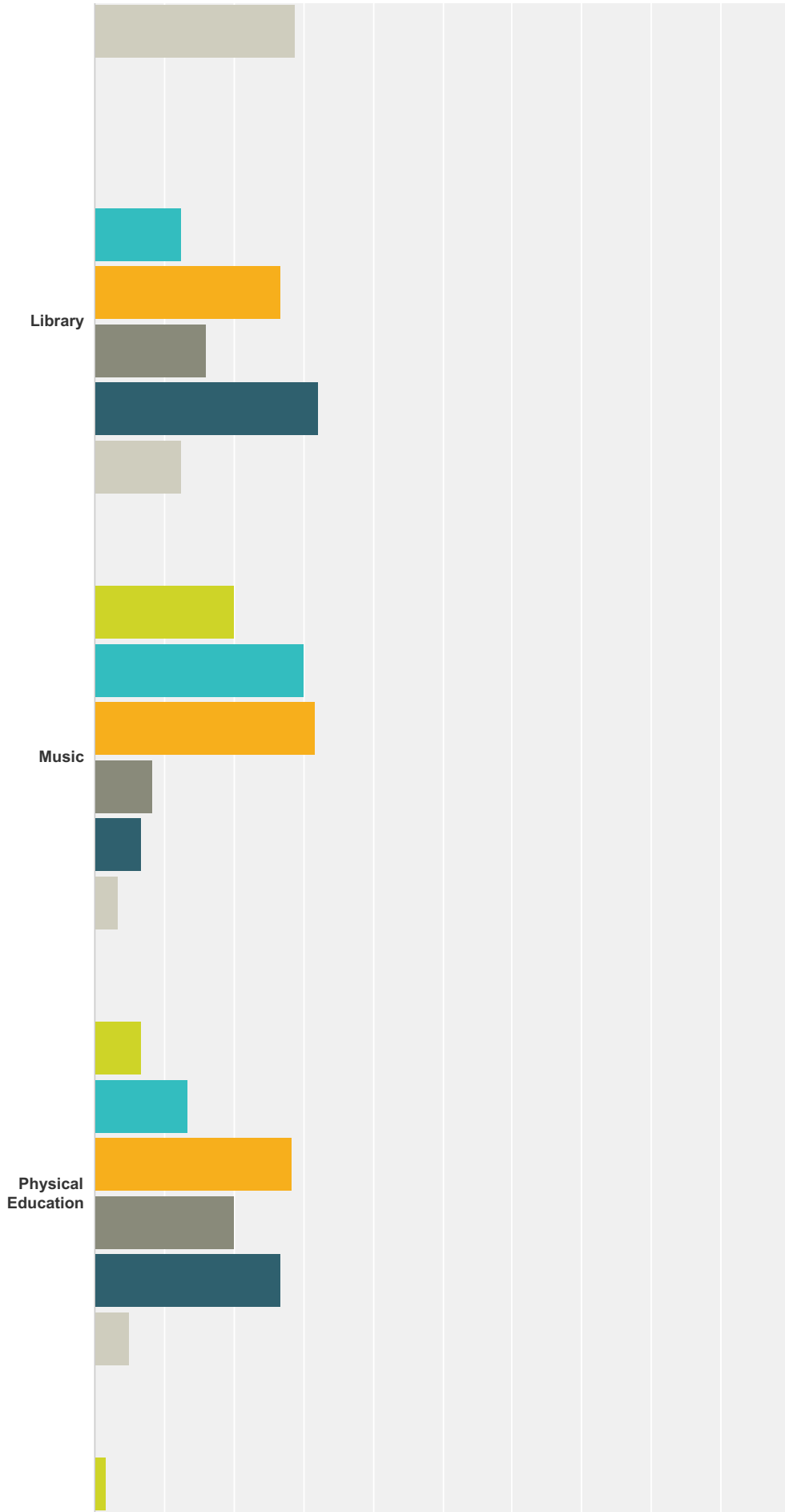


# School site survey current students

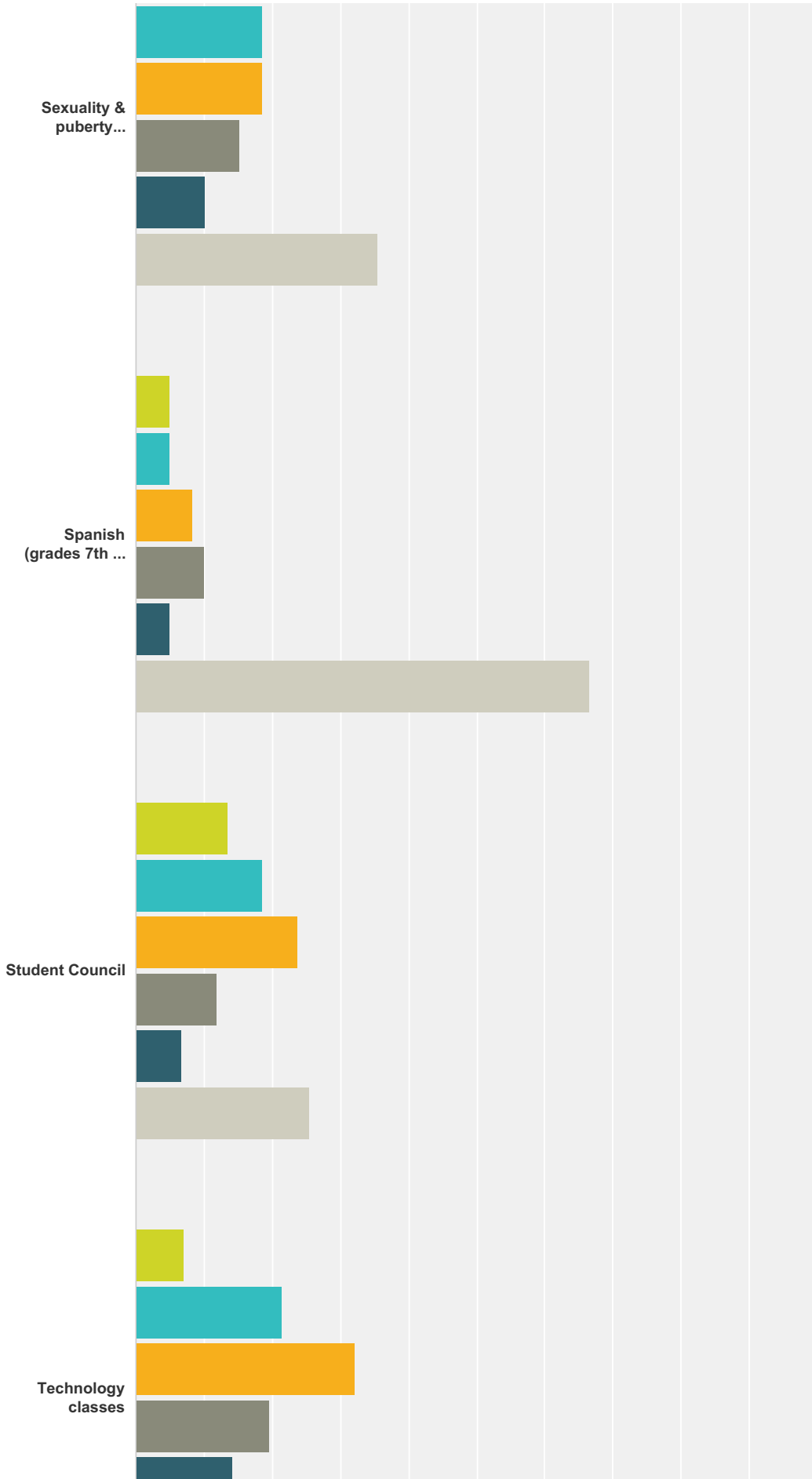




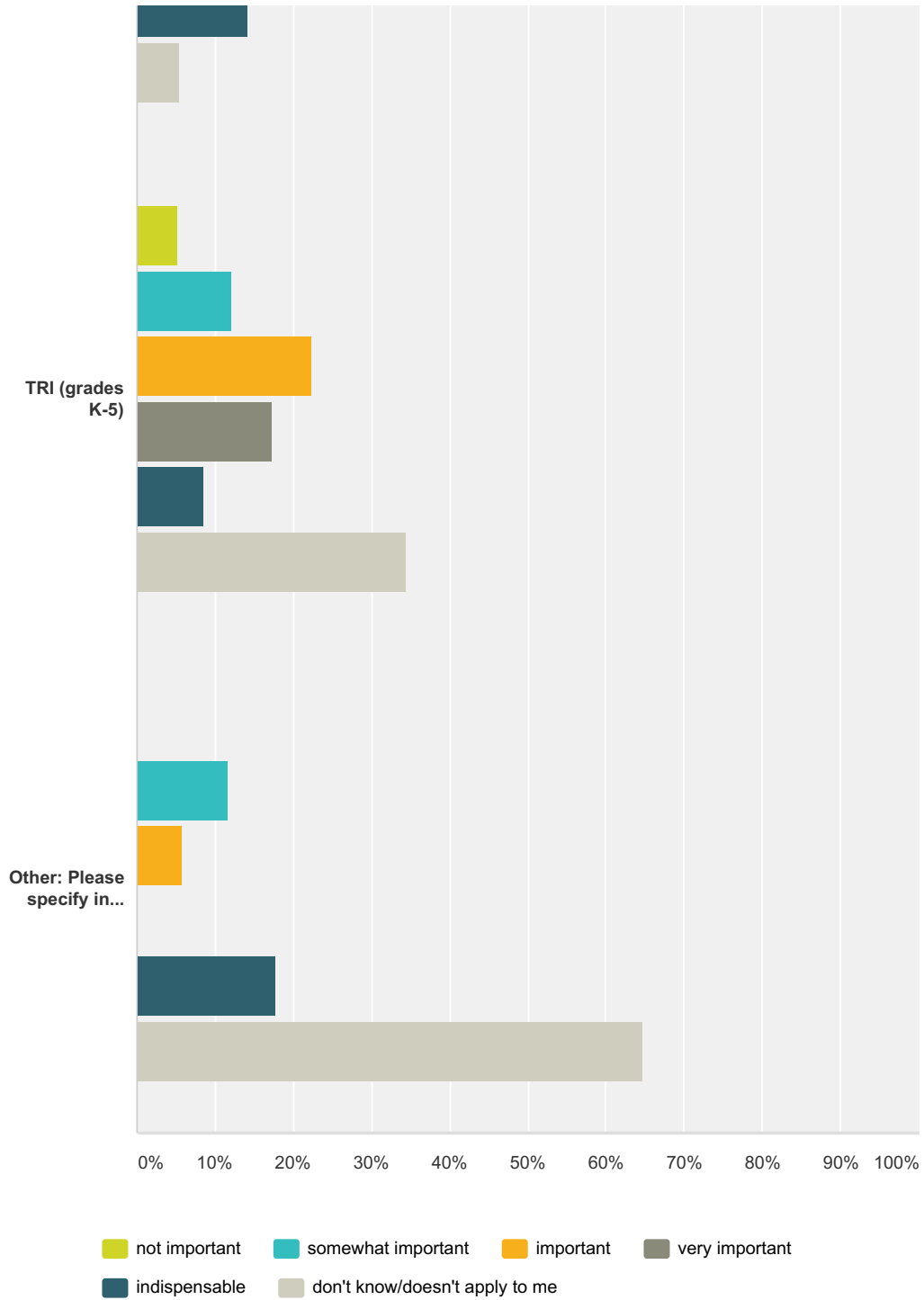
# School site survey current students



# School site survey current students



### School site survey current students



	not important	somewhat important	important	very important	indispensable	don't know/doesn't apply to me	Total
Academic Intervention & Support	5.26% 3	12.28% 7	15.79% 9	14.04% 8	5.26% 3	47.37% 27	57
After School Program	6.90% 4	13.79% 8	29.31% 17	10.34% 6	27.59% 16	12.07% 7	58
Art Shops	0.00% 0	3.33% 2	18.33% 11	21.67% 13	53.33% 32	3.33% 2	60

## School site survey current students

Assemblies	<b>33.90%</b> 20	<b>40.68%</b> 24	<b>11.86%</b> 7	<b>5.08%</b> 3	<b>5.08%</b> 3	<b>3.39%</b> 2	59
Ballroom Dance (grades 6-8)	<b>3.45%</b> 2	<b>15.52%</b> 9	<b>12.07%</b> 7	<b>12.07%</b> 7	<b>6.90%</b> 4	<b>50.00%</b> 29	58
Computers for student use	<b>1.69%</b> 1	<b>15.25%</b> 9	<b>15.25%</b> 9	<b>40.68%</b> 24	<b>22.03%</b> 13	<b>5.08%</b> 3	59
Counseling	<b>18.97%</b> 11	<b>18.97%</b> 11	<b>13.79%</b> 8	<b>8.62%</b> 5	<b>0.00%</b> 0	<b>39.66%</b> 23	58
Field Trips	<b>1.67%</b> 1	<b>5.00%</b> 3	<b>15.00%</b> 9	<b>26.67%</b> 16	<b>50.00%</b> 30	<b>1.67%</b> 1	60
Homeroom academics(Reading, Writing, Social Studies, Science, Mathematics)	<b>1.69%</b> 1	<b>11.86%</b> 7	<b>13.56%</b> 8	<b>23.73%</b> 14	<b>45.76%</b> 27	<b>3.39%</b> 2	59
Homework Club	<b>13.56%</b> 8	<b>28.81%</b> 17	<b>13.56%</b> 8	<b>6.78%</b> 4	<b>8.47%</b> 5	<b>28.81%</b> 17	59
Library	<b>0.00%</b> 0	<b>12.50%</b> 7	<b>26.79%</b> 15	<b>16.07%</b> 9	<b>32.14%</b> 18	<b>12.50%</b> 7	56
Music	<b>20.00%</b> 12	<b>30.00%</b> 18	<b>31.67%</b> 19	<b>8.33%</b> 5	<b>6.67%</b> 4	<b>3.33%</b> 2	60
Physical Education	<b>6.67%</b> 4	<b>13.33%</b> 8	<b>28.33%</b> 17	<b>20.00%</b> 12	<b>26.67%</b> 16	<b>5.00%</b> 3	60
Sexuality & puberty education (grades 5-8)	<b>1.69%</b> 1	<b>18.64%</b> 11	<b>18.64%</b> 11	<b>15.25%</b> 9	<b>10.17%</b> 6	<b>35.59%</b> 21	59
Spanish (grades 7th & 8th)	<b>5.00%</b> 3	<b>5.00%</b> 3	<b>8.33%</b> 5	<b>10.00%</b> 6	<b>5.00%</b> 3	<b>66.67%</b> 40	60
Student Council	<b>13.56%</b> 8	<b>18.64%</b> 11	<b>23.73%</b> 14	<b>11.86%</b> 7	<b>6.78%</b> 4	<b>25.42%</b> 15	59
Technology classes	<b>7.14%</b> 4	<b>21.43%</b> 12	<b>32.14%</b> 18	<b>19.64%</b> 11	<b>14.29%</b> 8	<b>5.36%</b> 3	56
TRI (grades K-5)	<b>5.17%</b> 3	<b>12.07%</b> 7	<b>22.41%</b> 13	<b>17.24%</b> 10	<b>8.62%</b> 5	<b>34.48%</b> 20	58
Other: Please specify in comment below	<b>0.00%</b> 0	<b>11.76%</b> 2	<b>5.88%</b> 1	<b>0.00%</b> 0	<b>17.65%</b> 3	<b>64.71%</b> 11	17

**Q3 What could be done to our school to improve student learning?**

Answered: 43 Skipped: 18

**Q4 Do you have any comments or questions about what you are learning or what you would like to be learning?**

Answered: 38 Skipped: 23

**Q5 What part of your education do you think will benefit you the most when you graduate from the Bolinas-Stinson School?**

Answered: 41 Skipped: 20