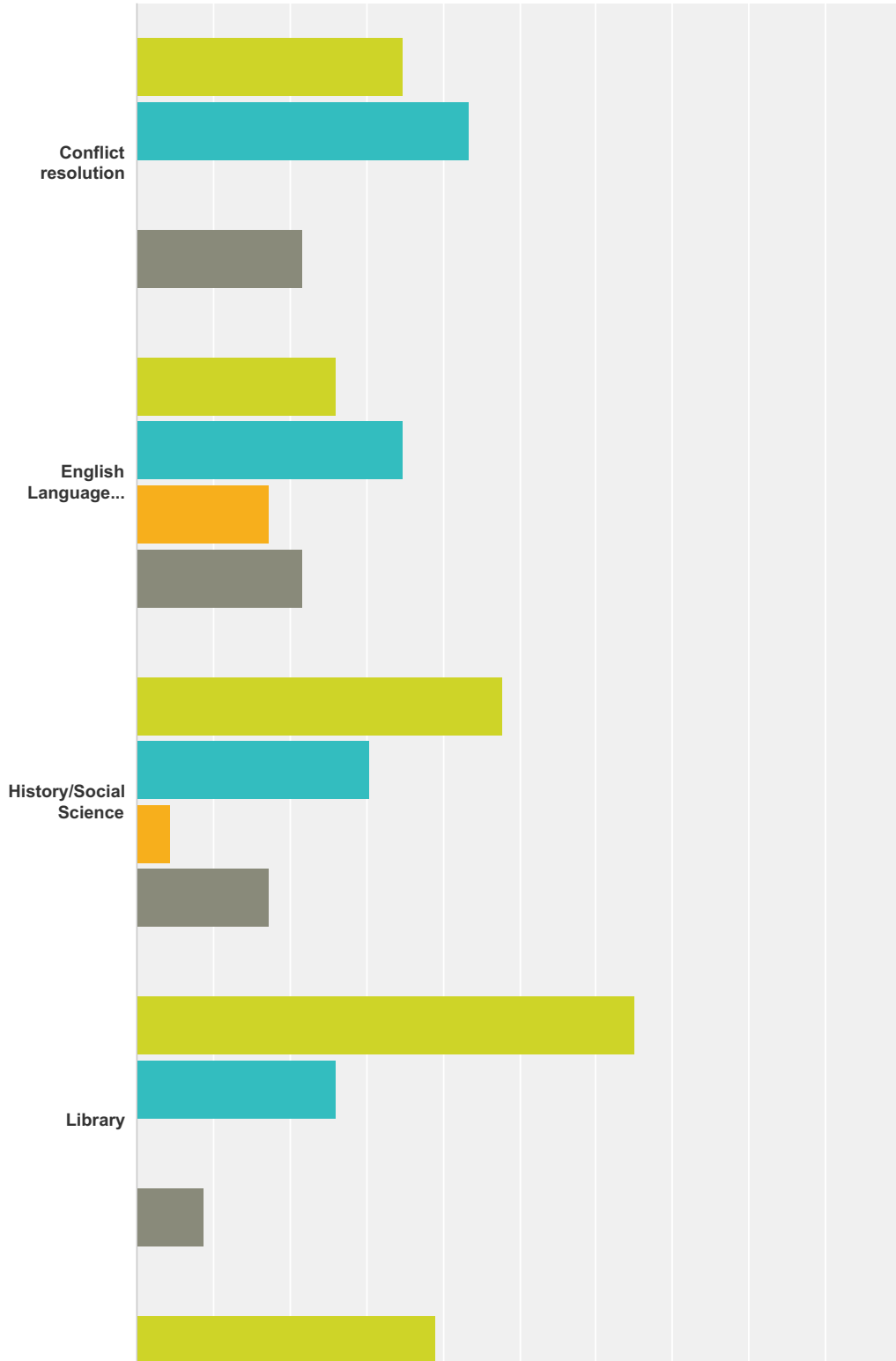
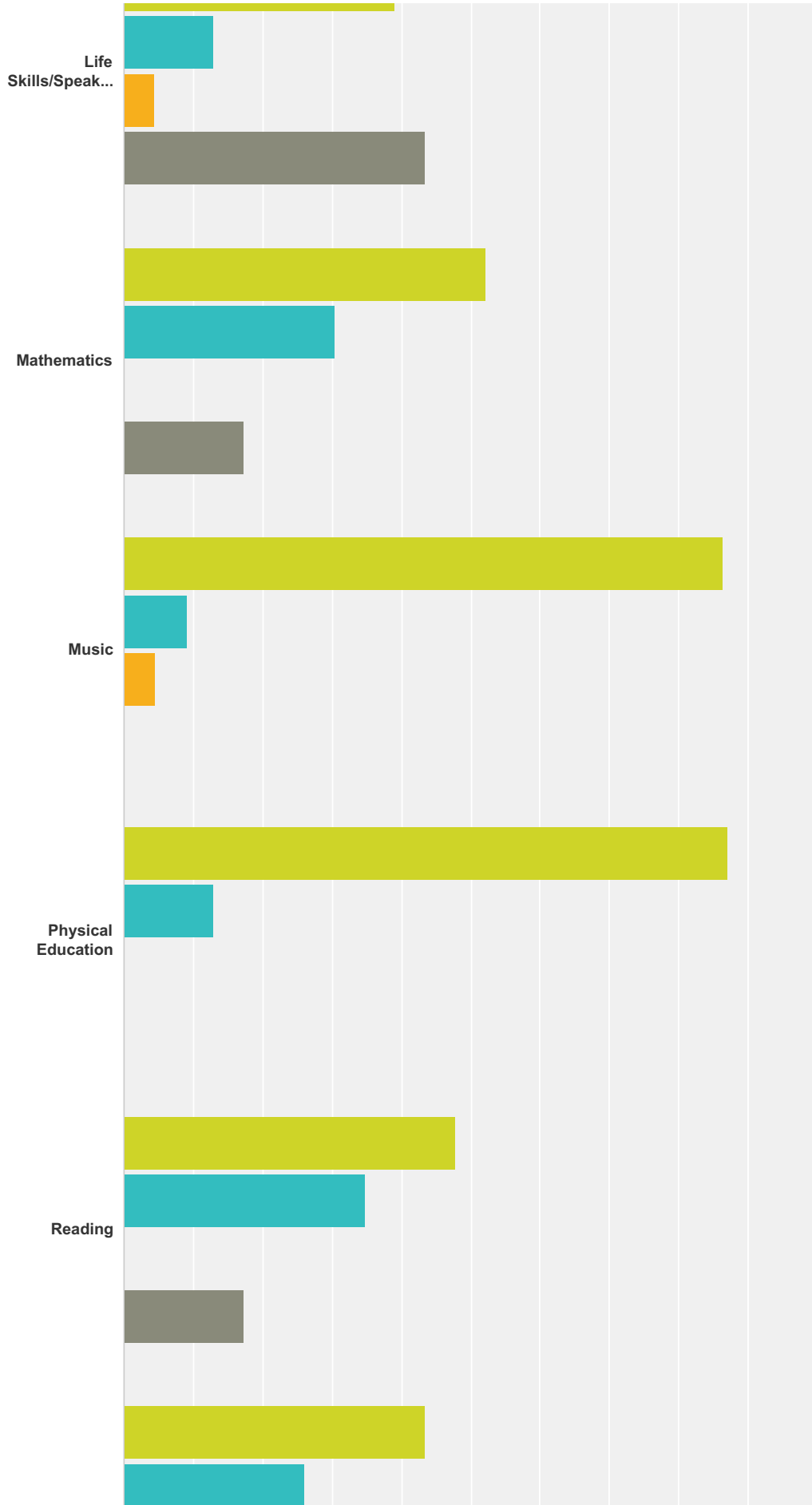


Q1 The purpose of this page is to gather staff perception of the success of programs and services offered by the Bolinas-Stinson Union School District. Are Students needs being met in the following areas?

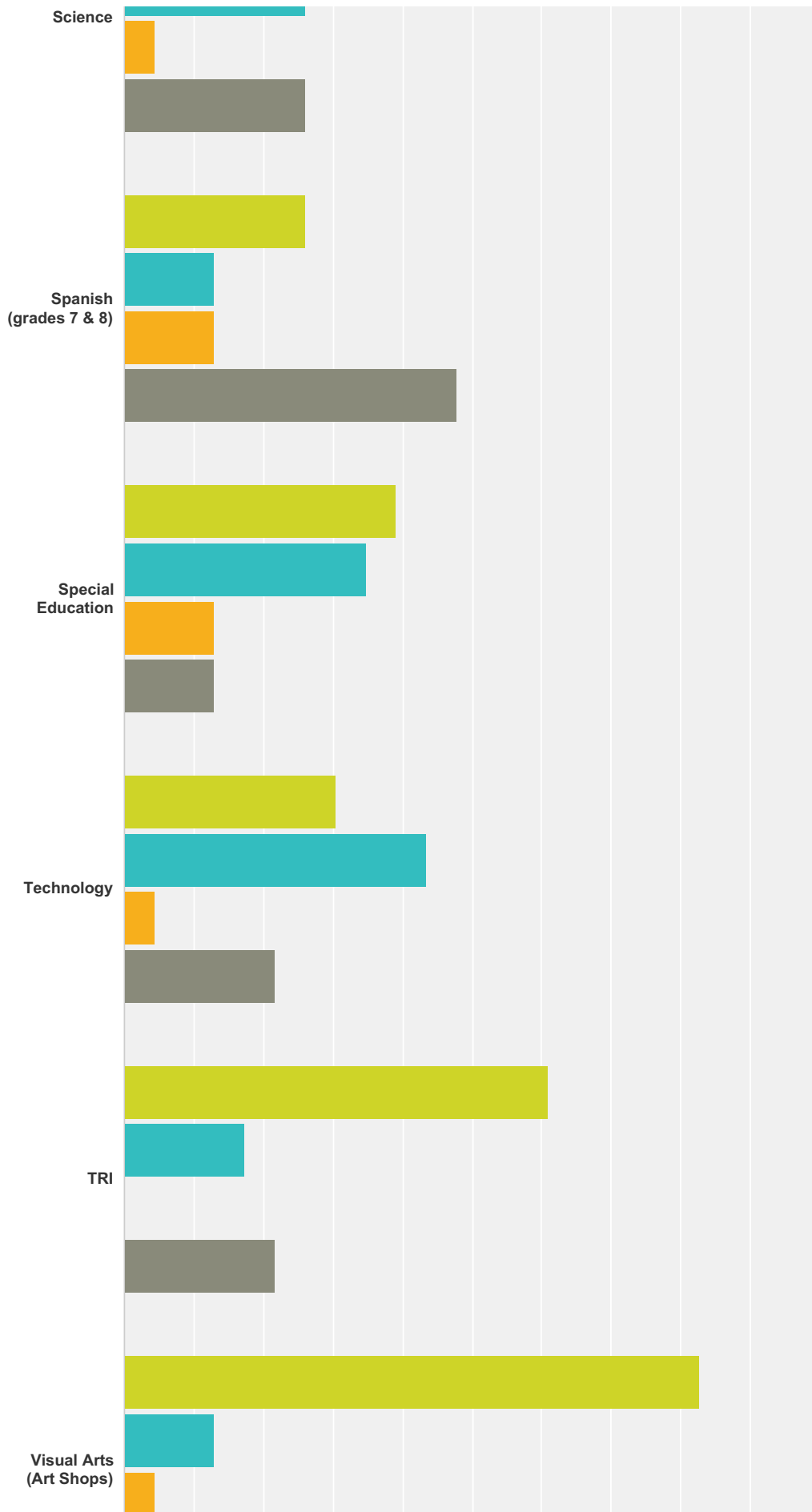
Answered: 23 Skipped: 0



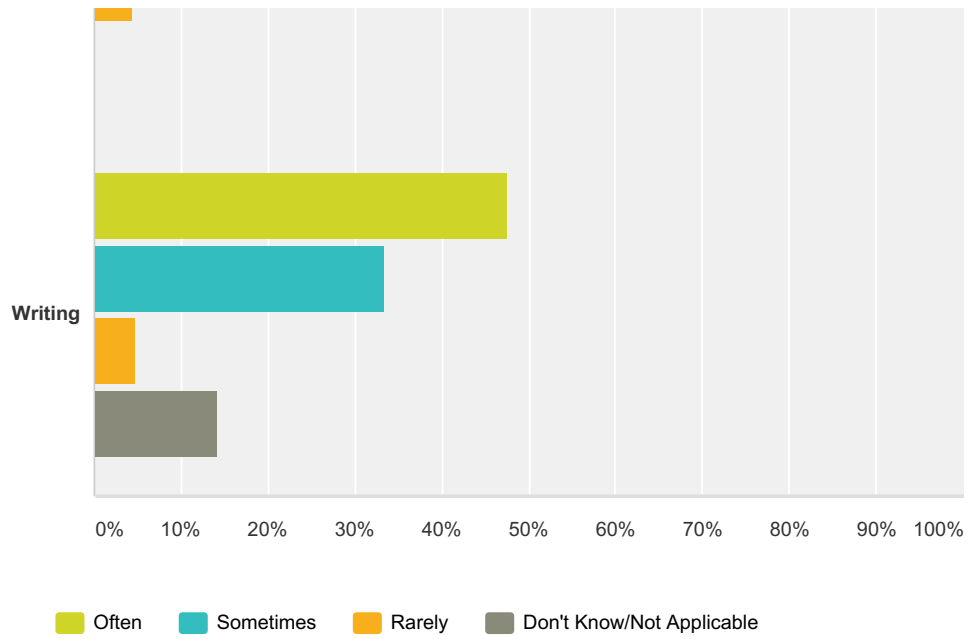
School Site Survey-Staff



School Site Survey-Staff



School Site Survey-Staff



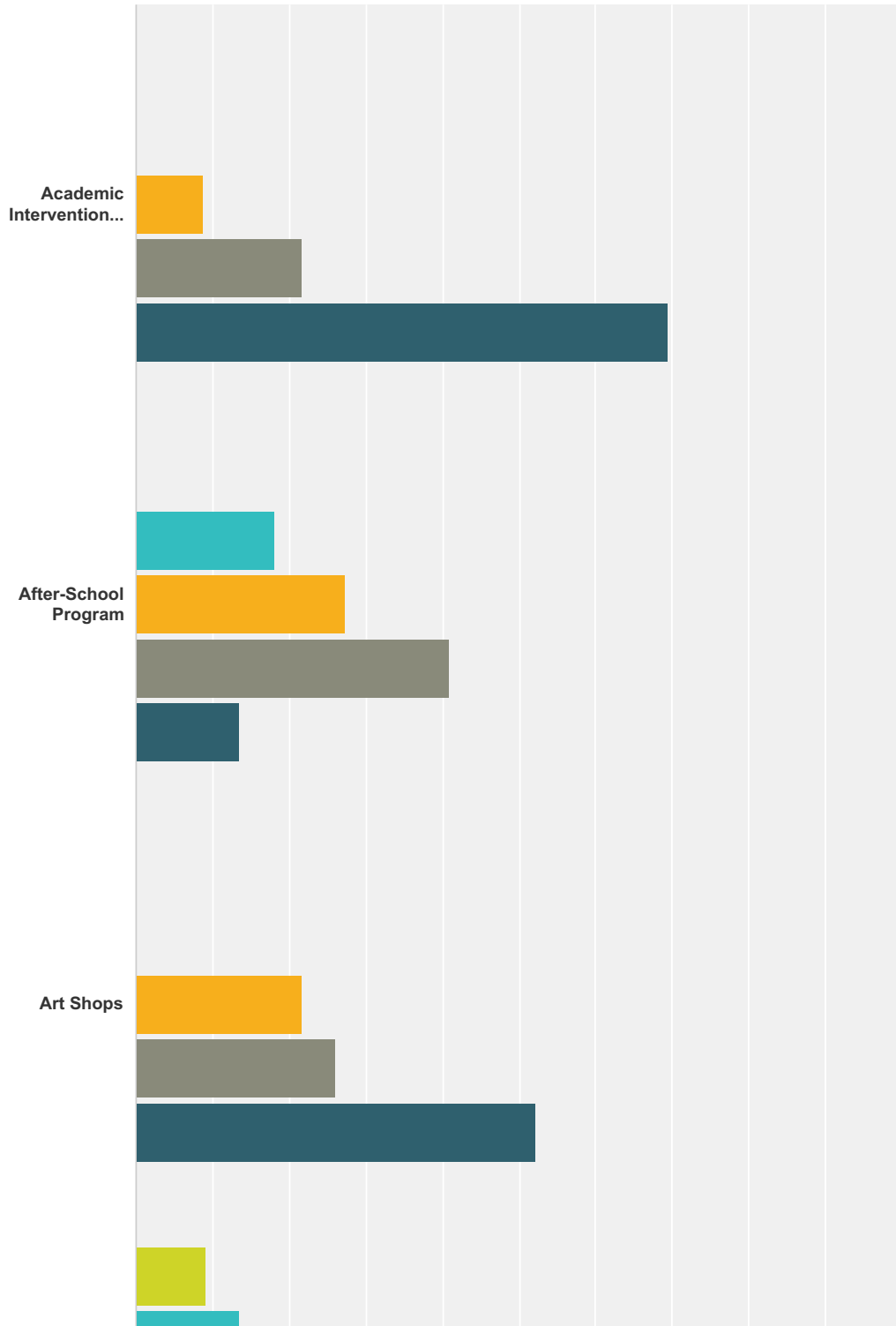
	Often	Sometimes	Rarely	Don't Know/Not Applicable	Total
Conflict resolution	34.78% 8	43.48% 10	0.00% 0	21.74% 5	23
English Language Learner program	26.09% 6	34.78% 8	17.39% 4	21.74% 5	23
History/Social Science	47.83% 11	30.43% 7	4.35% 1	17.39% 4	23
Library	65.22% 15	26.09% 6	0.00% 0	8.70% 2	23
Life Skills/Speaker Series (middle school)	39.13% 9	13.04% 3	4.35% 1	43.48% 10	23
Mathematics	52.17% 12	30.43% 7	0.00% 0	17.39% 4	23
Music	86.36% 19	9.09% 2	4.55% 1	0.00% 0	22
Physical Education	86.96% 20	13.04% 3	0.00% 0	0.00% 0	23
Reading	47.83% 11	34.78% 8	0.00% 0	17.39% 4	23
Science	43.48% 10	26.09% 6	4.35% 1	26.09% 6	23
Spanish (grades 7 & 8)	26.09% 6	13.04% 3	13.04% 3	47.83% 11	23
Special Education	39.13% 9	34.78% 8	13.04% 3	13.04% 3	23
Technology	30.43% 7	43.48% 10	4.35% 1	21.74% 5	23
TRI	60.87% 14	17.39% 4	0.00% 0	21.74% 5	23

School Site Survey-Staff

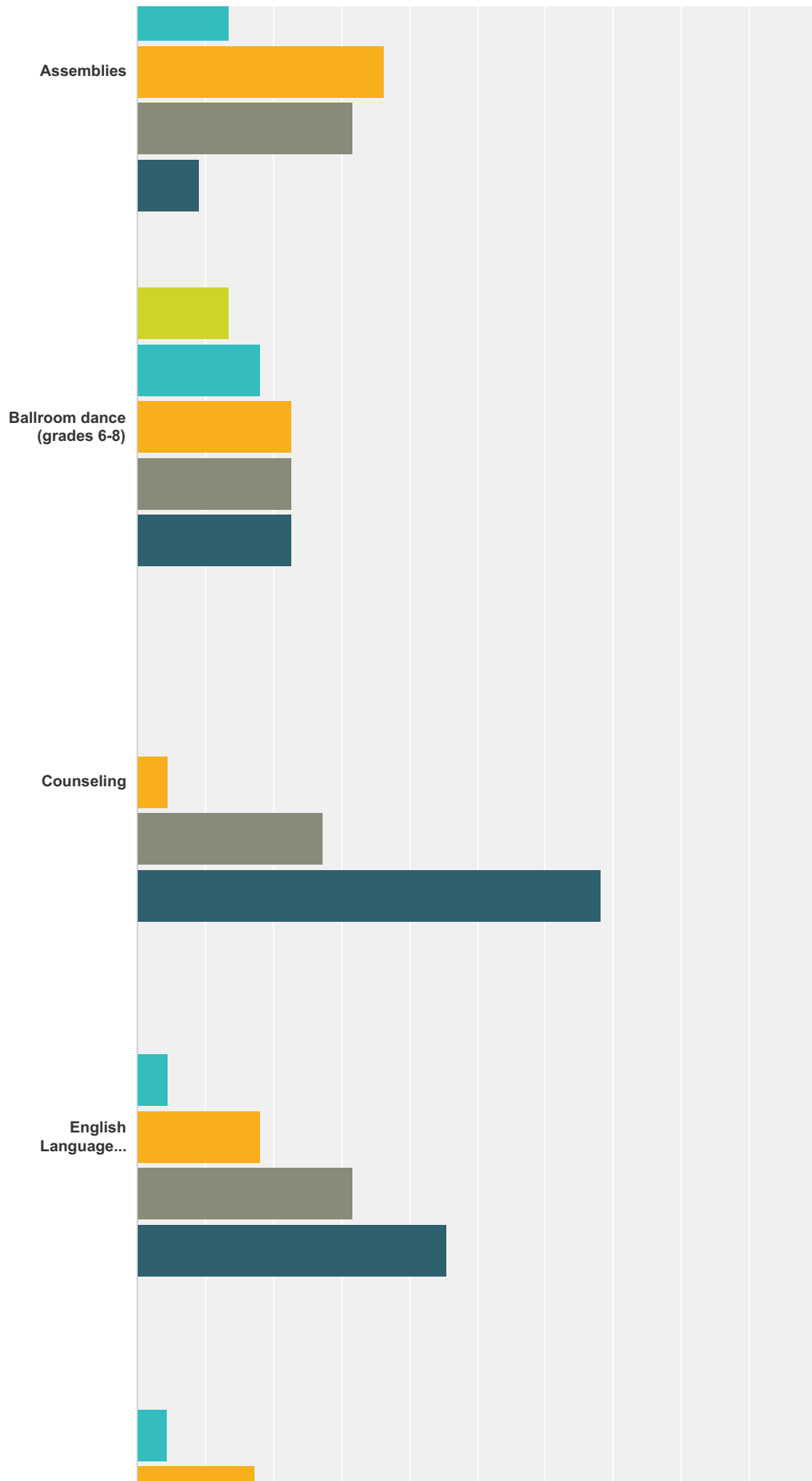
Visual Arts (Art Shops)	82.61% 19	13.04% 3	4.35% 1	0.00% 0	23
Writing	47.62% 10	33.33% 7	4.76% 1	14.29% 3	21

Q2 The following programs and services are currently offered to children in the Bolinas-Stinson Union School District. Please rate the importance of these items for our students' education (alphabetically listed).

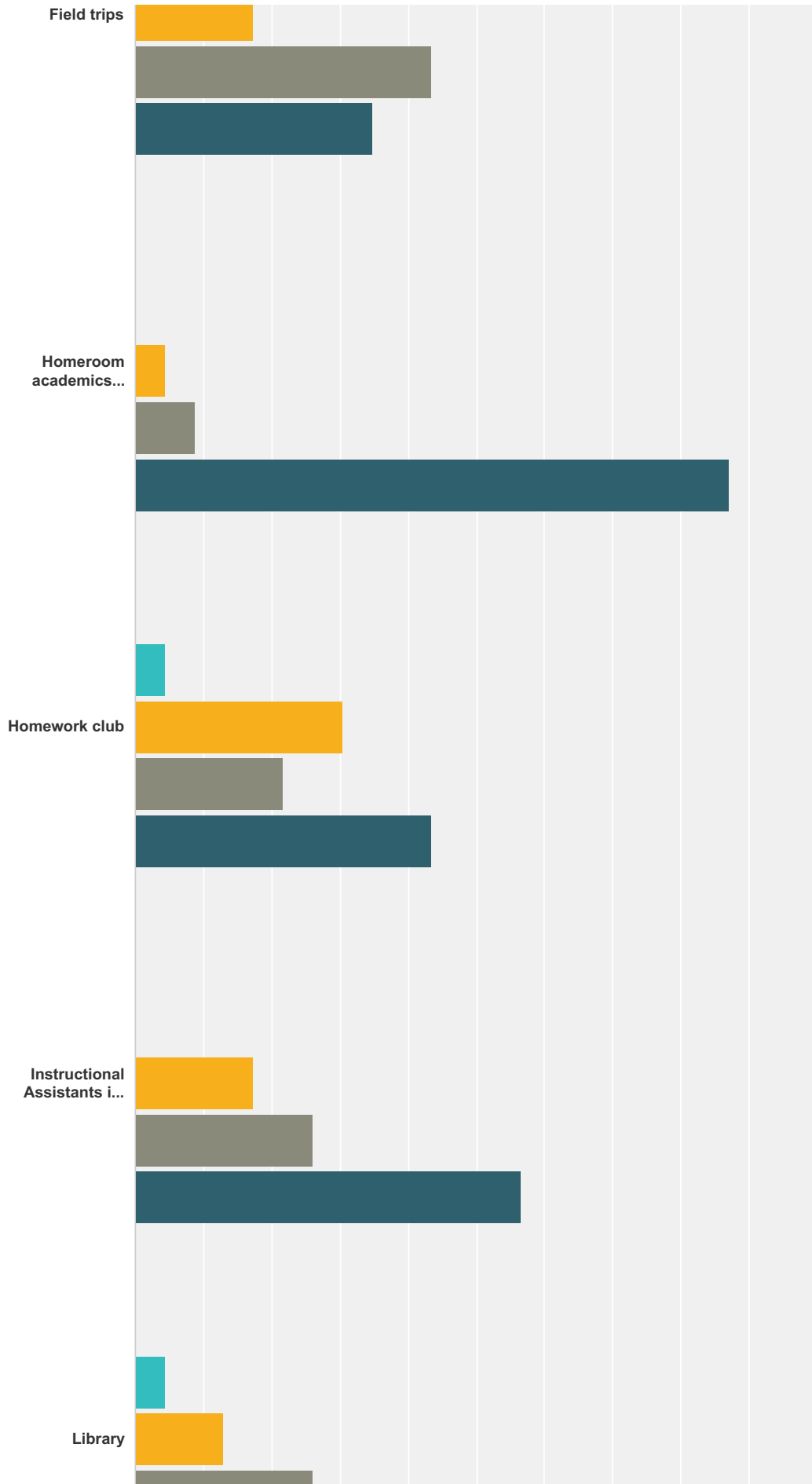
Answered: 23 Skipped: 0



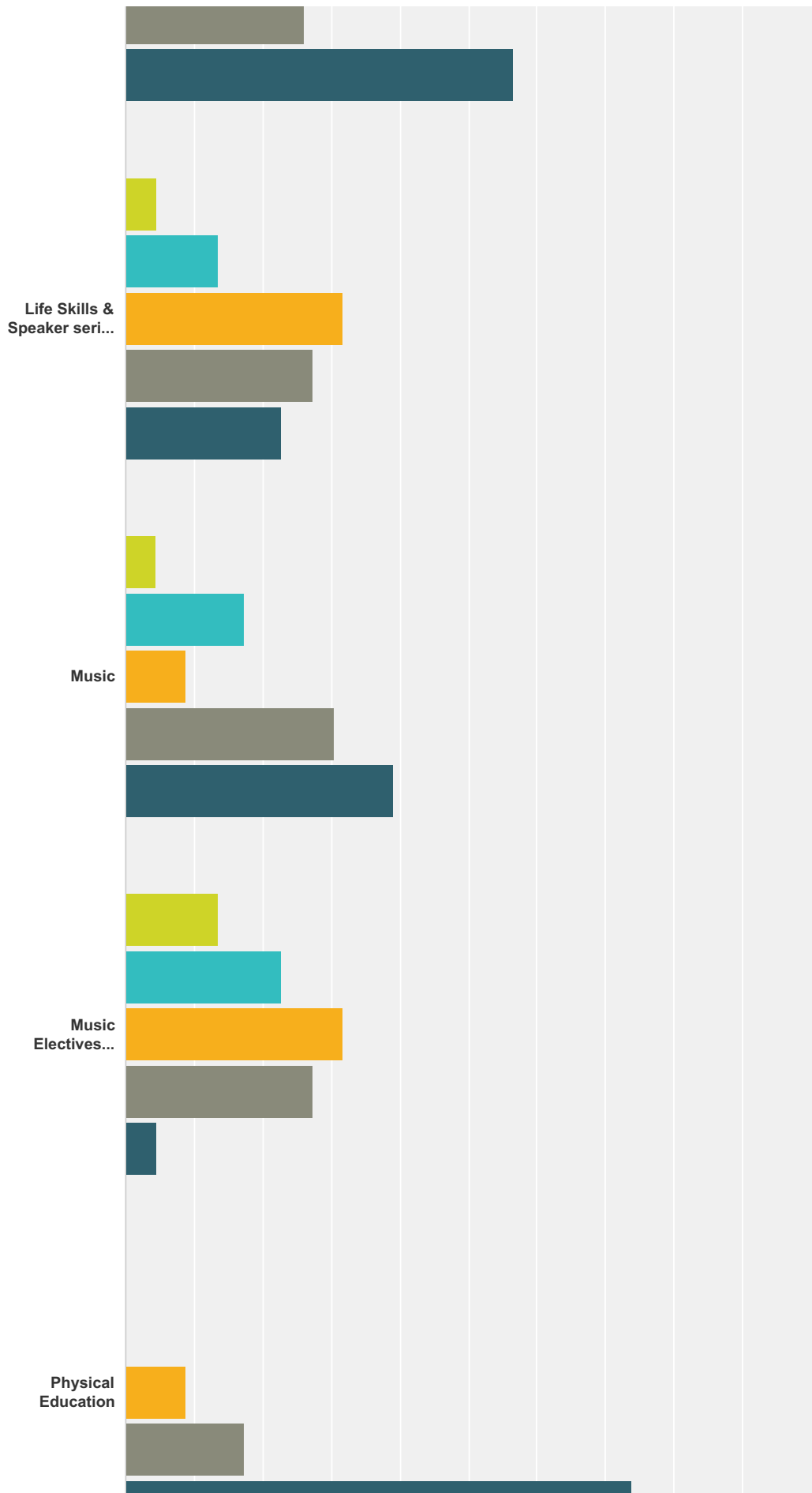
School Site Survey-Staff



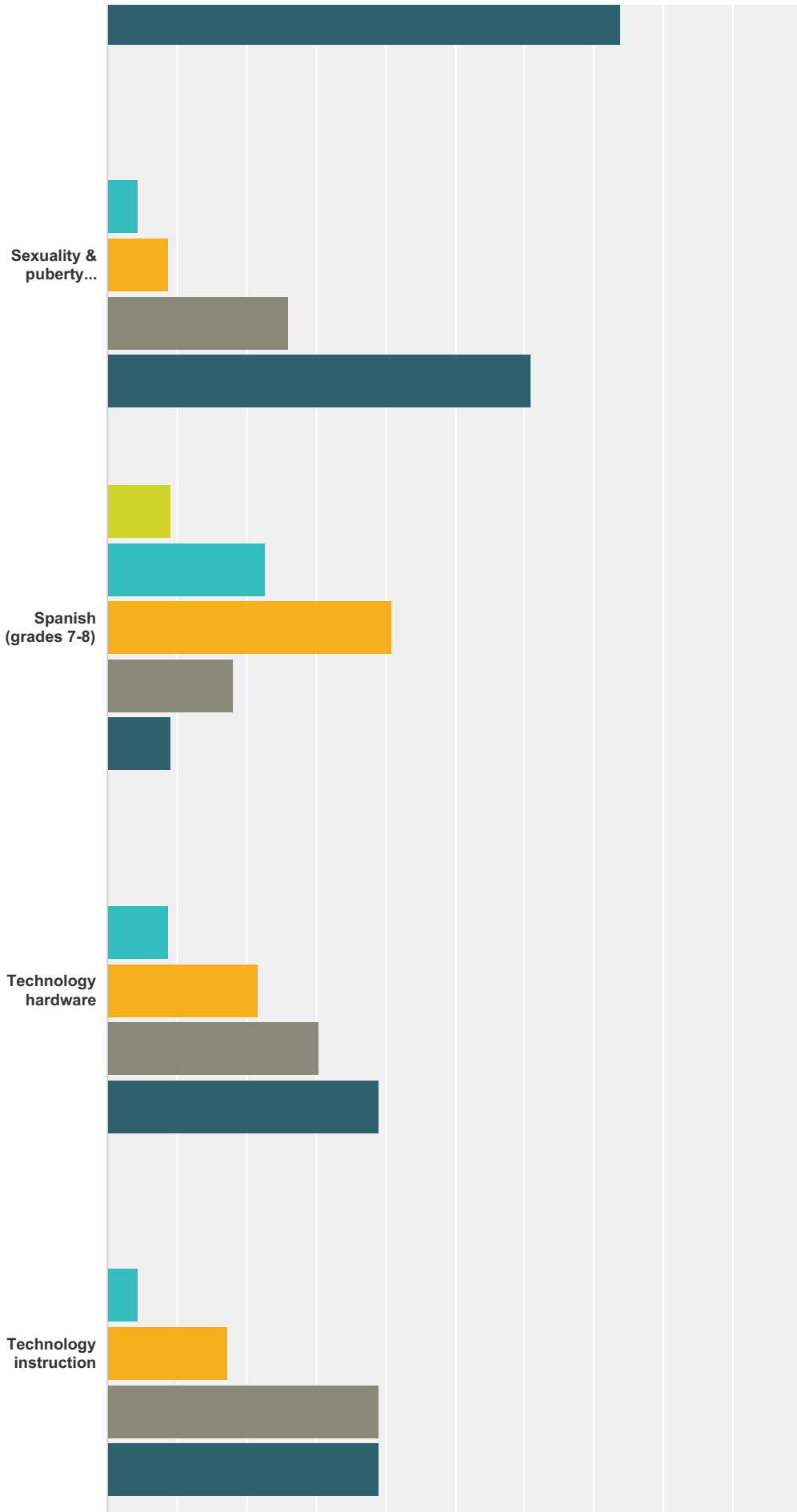
School Site Survey-Staff



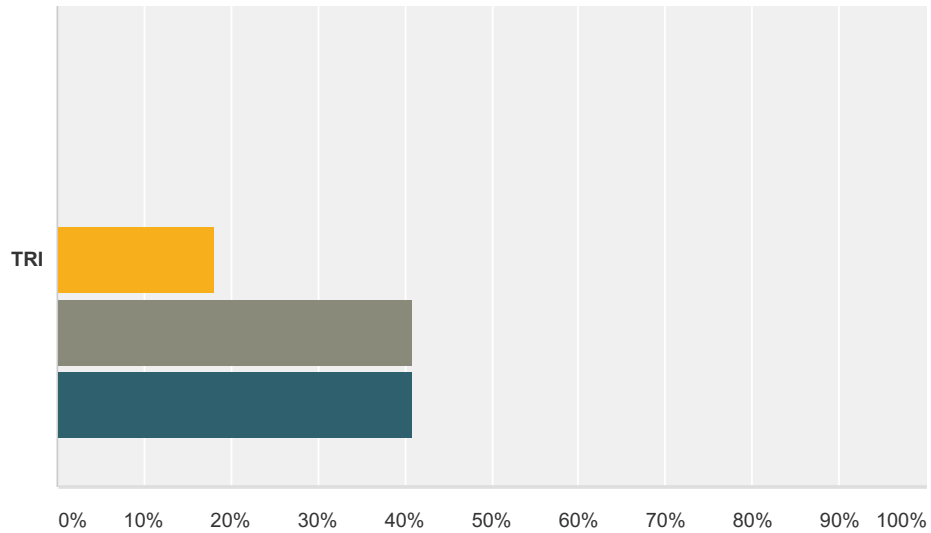
School Site Survey-Staff



School Site Survey-Staff



School Site Survey-Staff



■ Not important
 ■ Somewhat important
 ■ Important
 ■ Very important
■ Indispensible

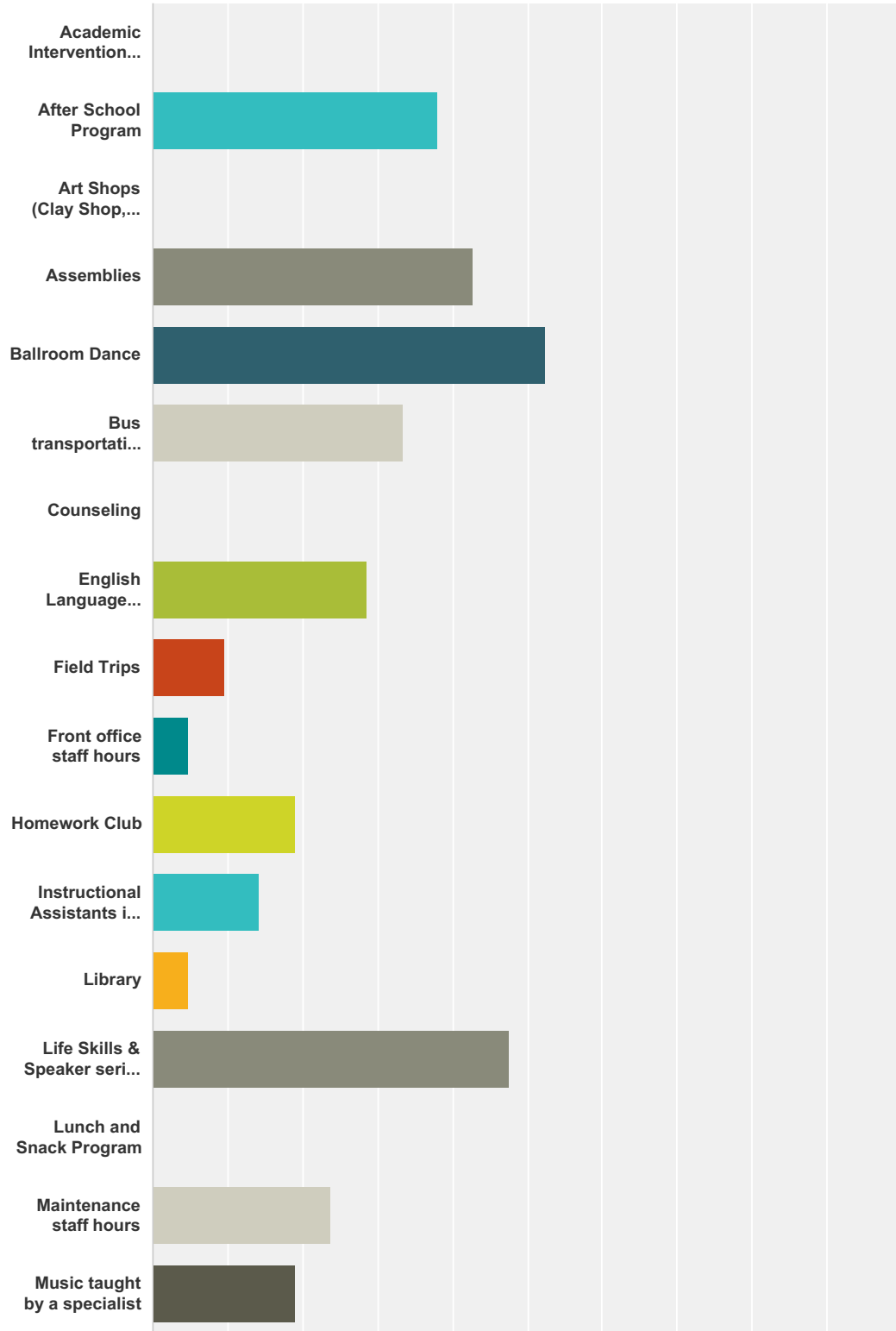
	Not important	Somewhat important	Important	Very important	Indispensible	Total
Academic Intervention & Support (Summer School, Learning Center)	0.00% 0	0.00% 0	8.70% 2	21.74% 5	69.57% 16	23
After-School Program	0.00% 0	18.18% 4	27.27% 6	40.91% 9	13.64% 3	22
Art Shops	0.00% 0	0.00% 0	21.74% 5	26.09% 6	52.17% 12	23
Assemblies	9.09% 2	13.64% 3	36.36% 8	31.82% 7	9.09% 2	22
Ballroom dance (grades 6-8)	13.64% 3	18.18% 4	22.73% 5	22.73% 5	22.73% 5	22
Counseling	0.00% 0	0.00% 0	4.55% 1	27.27% 6	68.18% 15	22
English Language learner program	0.00% 0	4.55% 1	18.18% 4	31.82% 7	45.45% 10	22
Field trips	0.00% 0	4.35% 1	17.39% 4	43.48% 10	34.78% 8	23
Homeroom academics (Reading, Writing, Social Studies, Science, Mathematics)	0.00% 0	0.00% 0	4.35% 1	8.70% 2	86.96% 20	23
Homework club	0.00% 0	4.35% 1	30.43% 7	21.74% 5	43.48% 10	23
Instructional Assistants in Classrooms	0.00% 0	0.00% 0	17.39% 4	26.09% 6	56.52% 13	23
Library	0.00% 0	4.35% 1	13.04% 3	26.09% 6	56.52% 13	23
Life Skills & Speaker series (middle school)	4.55% 1	13.64% 3	31.82% 7	27.27% 6	22.73% 5	22

School Site Survey-Staff

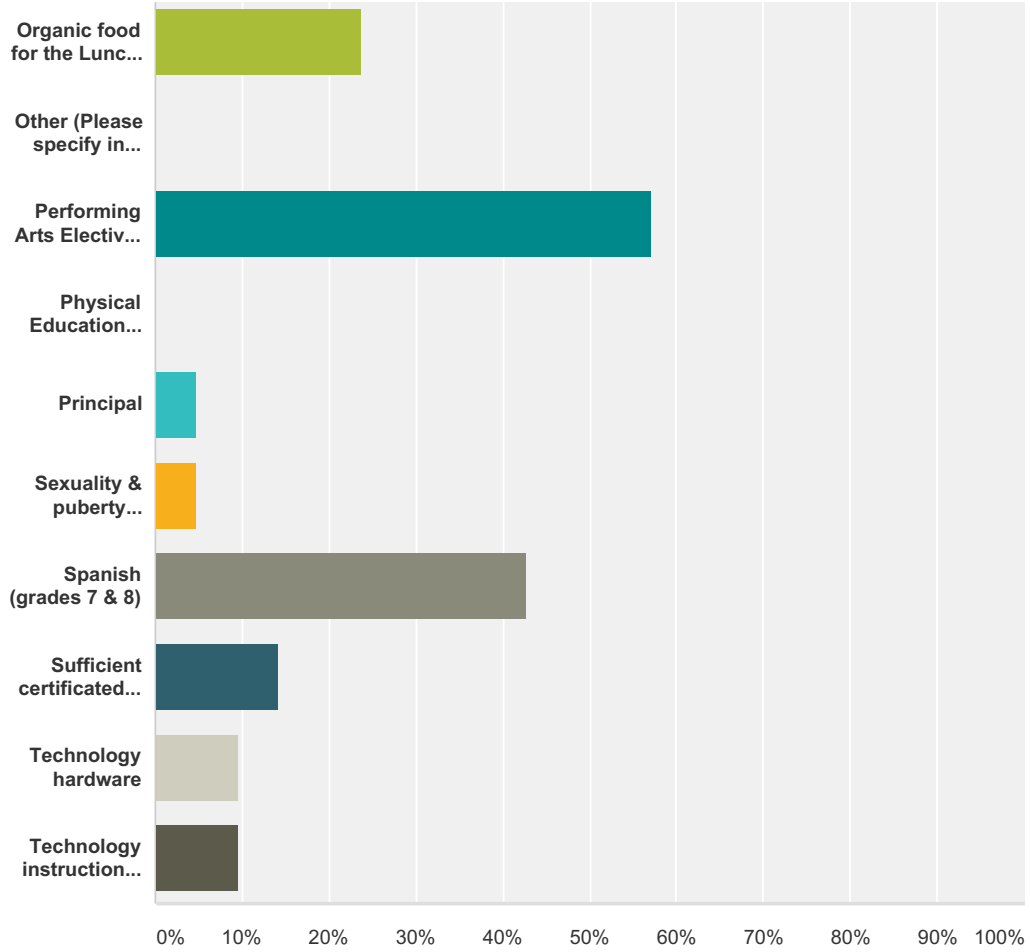
Music	4.35% 1	17.39% 4	8.70% 2	30.43% 7	39.13% 9	23
Music Electives (Congas, Small Instruments)	13.64% 3	22.73% 5	31.82% 7	27.27% 6	4.55% 1	22
Physical Education	0.00% 0	0.00% 0	8.70% 2	17.39% 4	73.91% 17	23
Sexuality & puberty education (grades 5-8)	0.00% 0	4.35% 1	8.70% 2	26.09% 6	60.87% 14	23
Spanish (grades 7-8)	9.09% 2	22.73% 5	40.91% 9	18.18% 4	9.09% 2	22
Technology hardware	0.00% 0	8.70% 2	21.74% 5	30.43% 7	39.13% 9	23
Technology instruction	0.00% 0	4.35% 1	17.39% 4	39.13% 9	39.13% 9	23
TRI	0.00% 0	0.00% 0	18.18% 4	40.91% 9	40.91% 9	22

Q3 If circumstances forced the Bolinas-Stinson School District to reduce or eliminate programs or services, which of the following should the district consider reducing or eliminating?

Answered: 21 Skipped: 2



School Site Survey-Staff



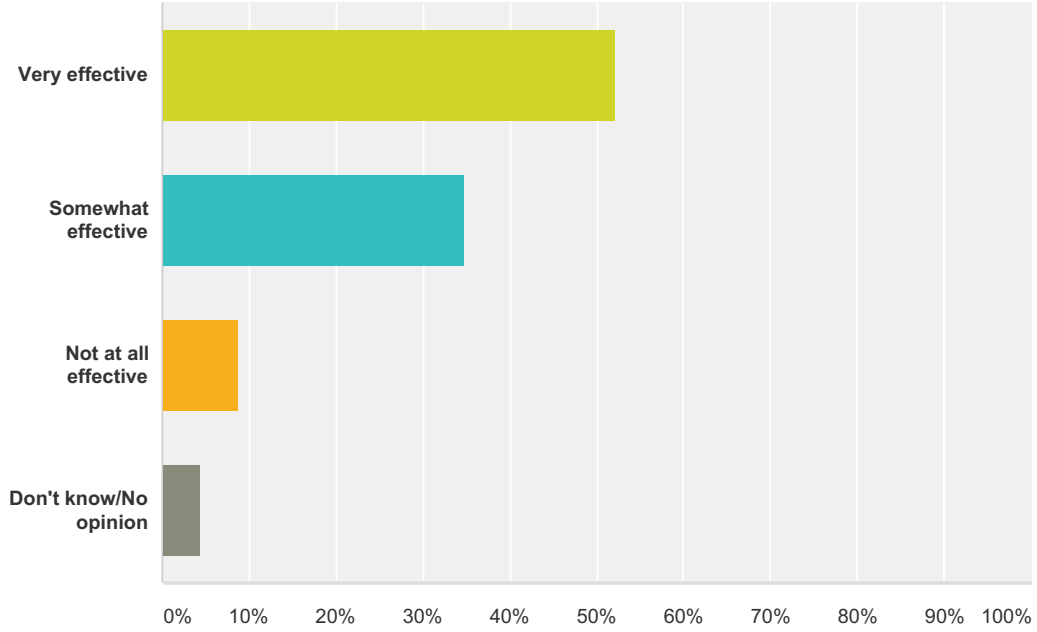
Answer Choices	Responses	Count
Academic Intervention & Support (Tutoring, Summer School, Reading Specialist)	0.00%	0
After School Program	38.10%	8
Art Shops (Clay Shop, Metal Shop, Fine Art Shop, Wood Shop)	0.00%	0
Assemblies	42.86%	9
Ballroom Dance	52.38%	11
Bus transportation to and from school	33.33%	7
Counseling	0.00%	0
English Language Learning taught by a specialist	28.57%	6
Field Trips	9.52%	2
Front office staff hours	4.76%	1
Homework Club	19.05%	4
Instructional Assistants in Classrooms	14.29%	3
Library	4.76%	1

School Site Survey-Staff

Life Skills & Speaker series (middle school)	47.62%	10
Lunch and Snack Program	0.00%	0
Maintenance staff hours	23.81%	5
Music taught by a specialist	19.05%	4
Organic food for the Lunch and Snack program	23.81%	5
Other (Please specify in Comments, below)	0.00%	0
Performing Arts Electives (congas, small instruments)(grades 6-8)	57.14%	12
Physical Education taught by a specialist	0.00%	0
Principal	4.76%	1
Sexuality & puberty education (grades 5-8)	4.76%	1
Spanish (grades 7 & 8)	42.86%	9
Sufficient certificated homeroom teachers to maintain small class sizes	14.29%	3
Technology hardware	9.52%	2
Technology instruction taught by a specialist	9.52%	2
Total Respondents: 21		

Q4 Please rate the effectiveness of the grade cluster organizational structure (primary, intermediate, and middle school).

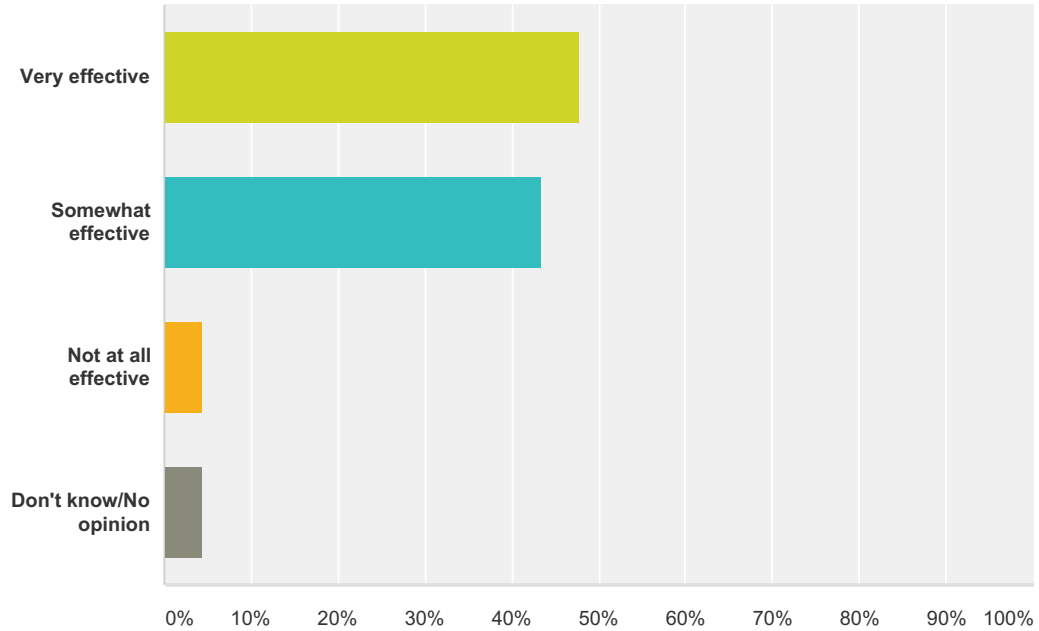
Answered: 23 Skipped: 0



Answer Choices	Responses	
Very effective	52.17%	12
Somewhat effective	34.78%	8
Not at all effective	8.70%	2
Don't know/No opinion	4.35%	1
Total		23

Q5 Please rate the effectiveness of the Administrative structure in our school (Full-time principal, shared superintendent).

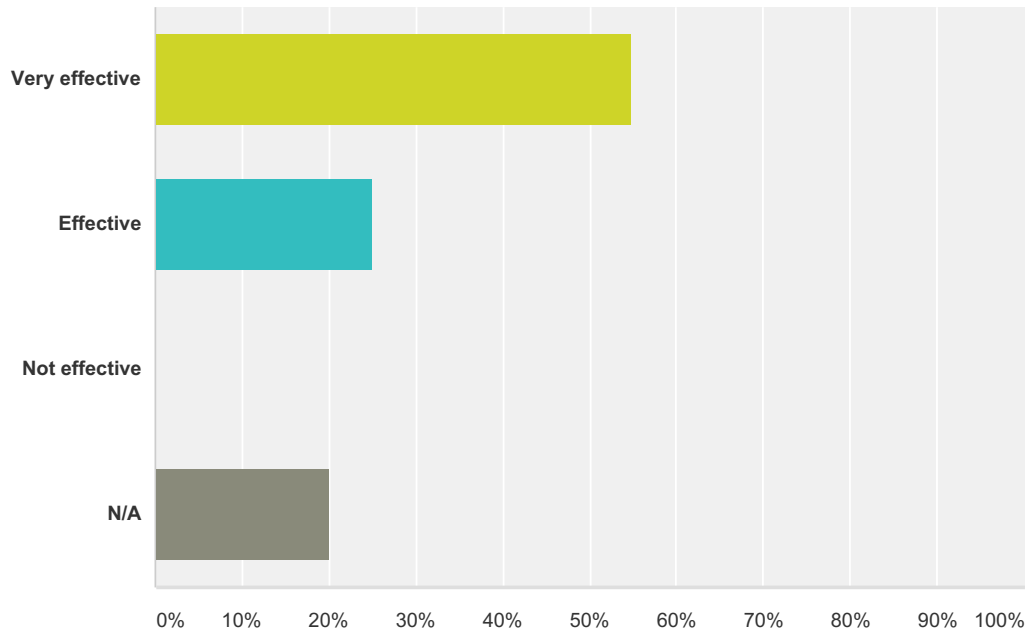
Answered: 23 Skipped: 0



Answer Choices	Responses
Very effective	47.83% 11
Somewhat effective	43.48% 10
Not at all effective	4.35% 1
Don't know/No opinion	4.35% 1
Total	23

Q6 Please rate the effectiveness of Targeted Reading Instruction.

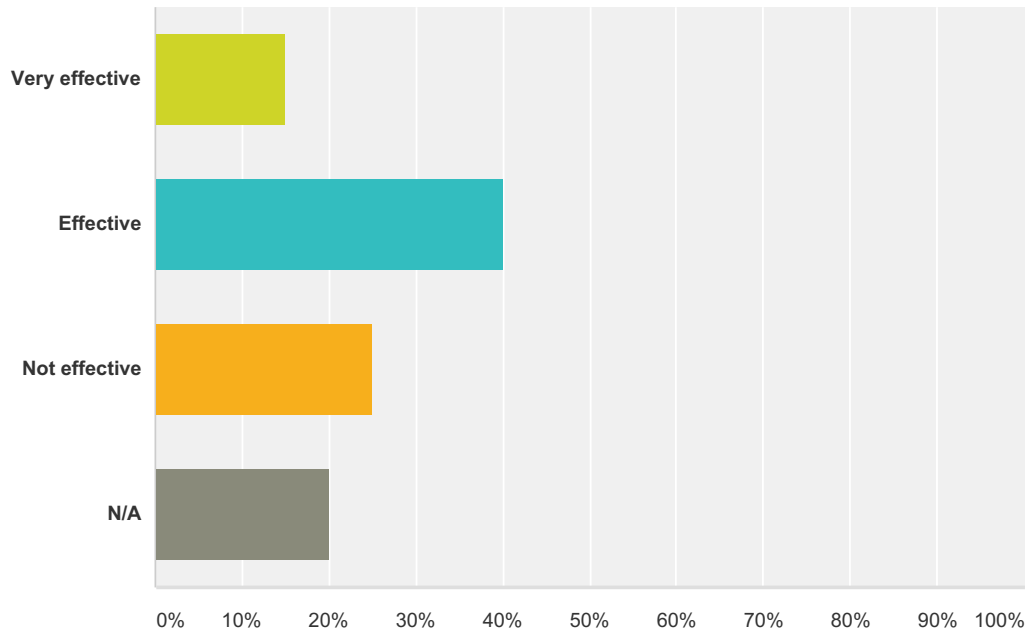
Answered: 20 Skipped: 3



Answer Choices	Responses	
Very effective	55.00%	11
Effective	25.00%	5
Not effective	0.00%	0
N/A	20.00%	4
Total		20

Q7 Please rate the effectiveness of the Middle School Math Program.

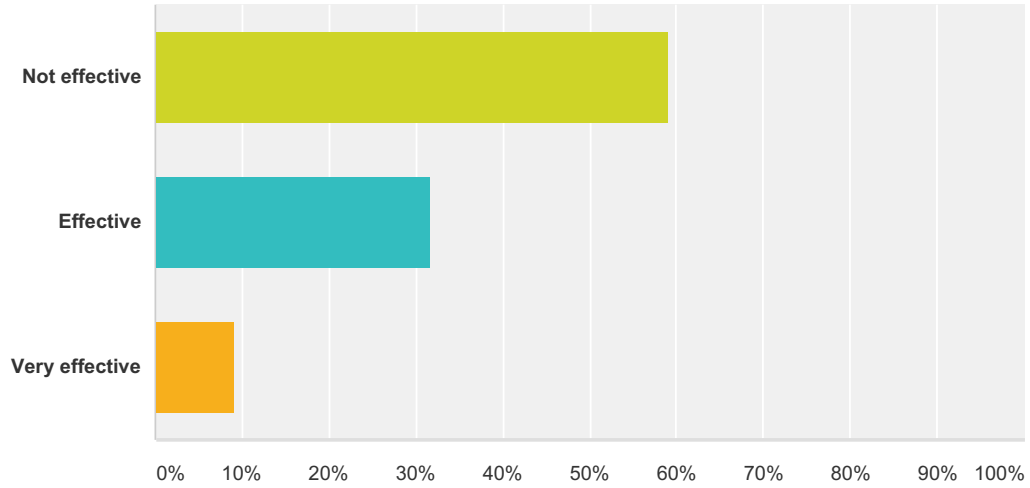
Answered: 20 Skipped: 3



Answer Choices	Responses	
Very effective	15.00%	3
Effective	40.00%	8
Not effective	25.00%	5
N/A	20.00%	4
Total		20

Q8 How do you feel communication has been between the Board and Staff this year?

Answered: 22 Skipped: 1



Answer Choices	Responses
Not effective	59.09% 13
Effective	31.82% 7
Very effective	9.09% 2
Total	22

Q9 What could be done to our school to improve student learning? (optional)

Answered: 8 Skipped: 15

**Q10 Do you have any additional comments
or questions? (optional)**

Answered: 6 Skipped: 17